



INTERNATIONAL APPLICATION PUBLISHED UNDER THE PATENT COOPERATION TREATY (PCT)

<p>(51) International Patent Classification ⁶ : C07K 5/117, 5/103, 7/06, 14/82, A61K 38/04</p>	<p>A1</p>	<p>(11) International Publication Number: WO 96/17861</p> <p>(43) International Publication Date: 13 June 1996 (13.06.96)</p>
<p>(21) International Application Number: PCT/US95/14010</p> <p>(22) International Filing Date: 27 October 1995 (27.10.95)</p> <p>(30) Priority Data: 08/353,473 9 December 1994 (09.12.94) US</p> <p>(71) Applicant: WARNER-LAMBERT COMPANY [US/US]; 201 Tabor Road, Morris Plains, NJ 07950 (US).</p> <p>(72) Inventors: BOLTON, Gary, Louis; 4800 Hillway Court, Ann Arbor, MI 48105 (US). CAMPBELL, Alfred; 638 Lacrosse Avenue, Wilmette, IL 60091 (US). GOWAN, Richard; 464 Sunset, Plymouth, MI 48170 (US). HODGES, John, Cooke; 4307 Walden Drive, Ann Arbor, MI 48105 (US). HUPE, Donald; 3117 W. Dobson Place, Ann Arbor, MI 48105 (US). LEONARD, Daniele; 1214 Horseshoe Circle #205, Ann Arbor, MI 48108 (US). SAWYER, Tomi; 5753 E. Silo Ridge, Ann Arbor, MI 48108 (US). SEBOLT-LEOPOLD, Judith; 2020 S. Seventh, Ann Arbor, MI 48103 (US). TINNEY, Francis, J.; 1372 Green Road, Ann Arbor, MI 48105 (US).</p> <p>(74) Agents: RYAN, M., Andrea; Warner-Lambert Company, 201 Tabor Road, Morris Plains, NJ 07950 (US) et al.</p>	<p>(81) Designated States: AM, AU, BG, BY, CA, CN, CZ, EE, FI, GE, HU, JP, KG, KR, KZ, LT, LV, MD, MX, NO, NZ, PL, RO, RU, SG, SI, SK, TJ, UA, UZ, European patent (AT, BE, CH, DE, DK, ES, FR, GB, GR, IE, IT, LU, MC, NL, PT, SE).</p> <p>Published <i>With international search report.</i></p>	
<p>(54) Title: SUBSTITUTED TETRA- AND PENTAPEPTIDE INHIBITORS OF PROTEIN:FARNESYL TRANSFERASE</p>		
<p>(57) Abstract</p> <p>Inhibitors of protein:farnesyl transferase enzyme are described, as well as methods for the preparation and pharmaceutical compositions of the same, which are useful in controlling tissue proliferative diseases, including cancer and restenosis.</p>		

FOR THE PURPOSES OF INFORMATION ONLY

Codes used to identify States party to the PCT on the front pages of pamphlets publishing international applications under the PCT.

AT	Austria	GB	United Kingdom	MR	Mauritania
AU	Australia	GE	Georgia	MW	Malawi
BB	Barbados	GN	Guinea	NE	Niger
BE	Belgium	GR	Greece	NL	Netherlands
BF	Burkina Faso	HU	Hungary	NO	Norway
BG	Bulgaria	IE	Ireland	NZ	New Zealand
BJ	Benin	IT	Italy	PL	Poland
BR	Brazil	JP	Japan	PT	Portugal
BY	Belarus	KE	Kenya	RO	Romania
CA	Canada	KG	Kyrgyzstan	RU	Russian Federation
CF	Central African Republic	KP	Democratic People's Republic of Korea	SD	Sudan
CG	Congo	KR	Republic of Korea	SE	Sweden
CH	Switzerland	KZ	Kazakhstan	SI	Slovenia
CI	Côte d'Ivoire	LI	Liechtenstein	SK	Slovakia
CM	Cameroon	LK	Sri Lanka	SN	Senegal
CN	China	LU	Luxembourg	TD	Chad
CS	Czechoslovakia	LV	Latvia	TG	Togo
CZ	Czech Republic	MC	Monaco	TJ	Tajikistan
DE	Germany	MD	Republic of Moldova	TT	Trinidad and Tobago
DK	Denmark	MG	Madagascar	UA	Ukraine
ES	Spain	ML	Mali	US	United States of America
FI	Finland	MN	Mongolia	UZ	Uzbekistan
FR	France			VN	Viet Nam
GA	Gabon				

- 1 -

SUBSTITUTED TETRA- AND PENTAPEPTIDE INHIBITORS
OF PROTEIN:FARNESYL TRANSFERASE

5

10

FIELD OF THE INVENTION

15

The present invention pertains to a number of compounds which can be used in the medicinal field to treat, prophylactically or otherwise, uncontrolled or abnormal proliferation of human tissues. More specifically, the present invention pertains to a number of compounds which act to inhibit the farnesyl transferase enzyme that has been determined to activate ras proteins which in turn activate cellular division and are implicated in cancer and restenosis.

25

BACKGROUND OF THE INVENTION

Ras protein (or p21) has been examined extensively because mutant forms are found in 20% of most types of human cancer and greater than 50% of colon and pancreatic carcinomas (J. B. Gibbs, Cell 65, 1 (1991), T. Cartwright, et al., Chimica Oggi 10, 26 (1992)). These mutant ras proteins are deficient in the capability for feedback regulation that is present in native ras and this deficiency is associated with their

35

-2-

oncogenic action since the ability to stimulate normal cell division can not be controlled by the normal endogenous regulatory cofactors. The recent discovery that the transforming activity of mutant ras is
5 critically dependent on posttranslational modifications (J. Gibbs, et al., Microbiol. Rev. 53, 171 (1989)) has unveiled an important aspect of ras function and identified novel prospects for cancer therapy.

In addition to cancer, there are other conditions
10 of uncontrolled cellular proliferation that are related to excessive expression and/or function of native ras proteins. Post surgical vascular restenosis is such a condition. The use of various surgical
15 revascularization techniques such as saphenous vein bypass grafting, endarterectomy and transluminal coronary angioplasty is often accompanied by complications due to uncontrolled growth of neointimal tissue, known as restenosis. The biochemical causes of
20 restenosis are poorly understood and numerous growth factors and protooncogenes have been implicated (A. J. Naftilan, et al., Hypertension 13, 706 (1989) and J. Clin. Invest. 83, 1419; G. H. Gibbons, et al., Hypertension 14, 358 (1989); T. Satoh, et al., Mollec. Cell. Biol. 13, 3706 (1993)). The fact that ras
25 proteins are known to be involved in cell division processes makes them a candidate for intervention in many situations where cells are dividing uncontrollably. In direct analogy to the inhibition of
30 mutant ras related cancer, blockade of ras dependant processes has the potential to reduce or eliminate the inappropriate tissue proliferation associated with restenosis, particularly in those instances where normal ras expression and/or function is exaggerated by growth stimulatory factors.

35 Ras functioning is dependent upon the modification of the proteins in order to associate with the inner

-3-

face of plasma membranes. Unlike other membrane-associated proteins, ras proteins lack conventional transmembrane or hydrophobic sequences and are initially synthesized in a cytosol soluble form. Ras protein membrane association is triggered by a series of posttranslational processing steps that are signaled by a carboxyl terminal amino acid consensus sequence that is recognized by protein:farnesyl transferase. This consensus sequence consists of a cysteine residue located four amino acids from the carboxyl terminus, followed by two lipophilic amino acids and the C-terminal residue. The sulfhydryl group of the cysteine residue is alkylated by farnesyl pyrophosphate in a reaction that is catalyzed by protein:farnesyl transferase. Following prenylation, the C-terminal three amino acids are cleaved by an endoprotease and the newly exposed alpha-carboxyl group of the prenylated cysteine is methylated by a methyl transferase. The enzymatic processing of ras proteins that begins with farnesylation enables the protein to associate with the cell membrane. Mutational analysis of oncogenic ras proteins indicate that these posttranslational modifications are essential for transforming activity. Replacement of the consensus sequence cysteine residue with other amino acids gives a ras protein that is no longer farnesylated, fails to migrate to the cell membrane and lacks the ability to stimulate cell proliferation (J. F. Hancock, et al., Cell 57, 1617 (1989), W. R. Schafer, et al., Science 245, 379 (1989), P. J. Casey, Proc. Natl. Acad. Sci. USA 86, 8323 (1989)).

Recently, protein:farnesyl transferases (PFTs, also referred to as farnesyl:protein transferases) have been identified and a specific PFT from rat brain was purified to homogeneity (Y. Reiss, et al., Bioch. Soc. Trans. 20, 487-88 (1992)). The enzyme was

- 4 -

characterized as a heterodimer composed of one alpha-subunit (49 kDa) and one beta-subunit (46 kDa), both of which are required for catalytic activity. High level expression of mammalian PFT in a baculovirus system and purification of the recombinant enzyme in active form has also been accomplished (W.-J. Chen, et al., J. Biol. Chem. 268, 9675 (1993)).

In light of the foregoing, the discovery that the function of oncogenic ras proteins is critically dependent on their posttranslational processing provides a means of cancer chemotherapy through inhibition of the processing enzymes. The identification and isolation of a protein:farnesyl transferase that catalyzes the addition of a farnesyl group to ras proteins provides a promising target for such intervention. Recently it has been determined that prototypical inhibitors of PFT can inhibit ras processing and reverse cancerous morphology in tumor cell models (N. E. Kohl, et al., Science 260, 1934 (1993), G. L. James, et al., Science 260, 1937 (1993), A. M. Garcia, et al., J. Biol. Chem. 268, 18415 (1993)). Thus, it is possible to prevent or delay the onset of cellular proliferation in cancers that exhibit mutant ras proteins by blocking PFT. By analogous logic, inhibition of PFT would provide a potential means for controlling cellular proliferation associated with restenosis, especially in those cases wherein the expression and/or function of native ras is overstimulated.

PCT Application WO91/16340 discloses cysteine containing tetrapeptide inhibitors of PFT of the formula CAAX.

European Patent Application 0461869 discloses cysteine containing tetrapeptide inhibitors of PFT of the formula Cys-Aaa¹-Aaa²-Xaa.

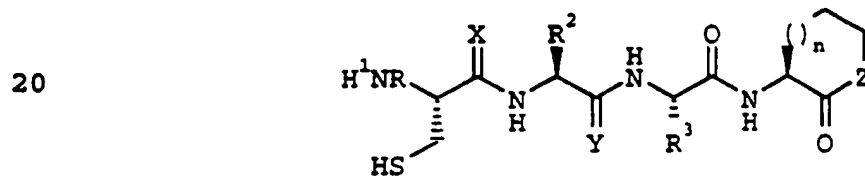
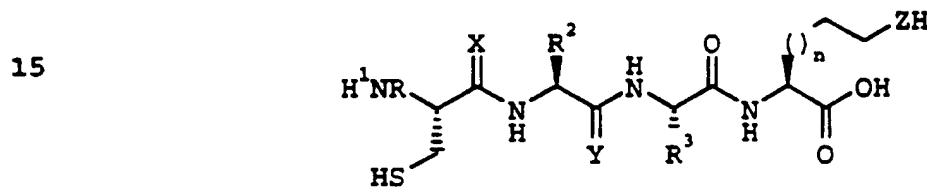
- 5 -

European Patent Application 0520823 discloses cysteine containing tetrapeptide inhibitors of PFT of the formula Cys-Xaa¹-dXaa²-Xaa³.

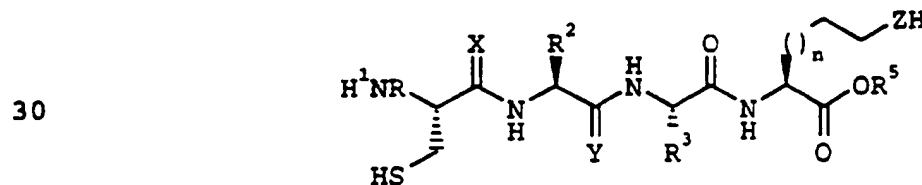
European Patent Application 0523873 discloses cysteine containing tetrapeptide inhibitors of PFT of the formula Cys-Xaa¹-Xaa²-Xaa³.

European Patent Application 0528486 discloses cysteine containing tetrapeptide amides inhibitors of PFT of the formula Cys-Xaa¹-Xaa²-Xaa³-NRR¹.

European Patent Application 0535730 discloses pseudotetrapeptide inhibitors of PFT of the following two formulas:



European Patent Application 0535731 (US 5,238,922) discloses esters of pseudotetrapeptide inhibitors of PFT of the formula:



US 4,035,348 discloses tetrapeptide antagonists of luteinizing hormone releasing factor of the formula

35

-6-

A-R₁-Tyr(benzyl)-Ser(benzyl)-D-Ala-R₂, wherein one of the definitions of R₁ is L-His(benzyl).

US 4,043,993 discloses pentapeptide antagonists of luteinizing hormone releasing factor of the formula
 5 X-R-Tyr(benzyl)-Ser(benzyl)-R¹-Y, wherein one of the definitions of R is His(benzyl).

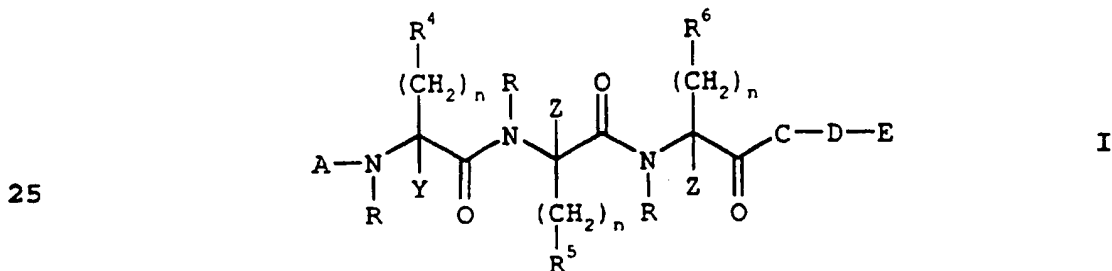
US 4,062,835 discloses pentapeptide antagonists of luteinizing hormone releasing factor of the formula
 10 X-R-Tyr(methyl)-Ser(benzyl)-R¹-Y, wherein one of the definitions of R is His(benzyl).

Compounds disclosed in the above references do not disclose or suggest a novel combination of structural variations found in the present invention described hereinafter.

15

SUMMARY OF THE INVENTION

Accordingly, the present invention is a substituted tetra- or pentapeptide compound of
 20 Formula I:



wherein

n = 1 or 2;

30 A = -COR², -CO₂R², -CONHR², -CSR², -C(S)R², -C(S)NHR²,
 or H;

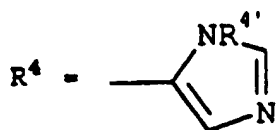
wherein R² is alkyl, -(CH₂)_m-cycloalkyl, -(CH₂)_m-aryl,
 -(CH₂)_m-heteroaryl, and m = 0, 1, 2, or 3;

R = independently H or Me;

35 Y = independently H or Me;

Z = independently H or Me;

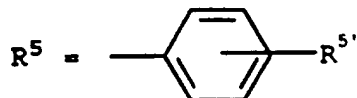
-7-



wherein $R^{4'} = \text{H}$ or Me ;

$-\text{SR}^{4''}$, wherein $R^{4''} = \text{H}$, alkyl, trityl, or heteroaryl;

5



wherein $R^{5'} = \text{H}$, $-\text{OH}$, $-\text{O-alkyl}$, alkyl, $-\text{CO-aryl}$,

$-(\text{CH}_2)_m\text{-aryl}$, $-\text{O}(\text{CH}_2)_m\text{-cycloalkyl}$, $-\text{O}(\text{CH}_2)_m\text{-aryl}$,

10 $-\text{O}(\text{CH}_2)_m\text{-heteroaryl}$, $-\text{OPO}_3R^{5''}_2$, $-\text{CH}_2\text{PO}_3R^{5''}_2$,

$-\text{CF}_2\text{PO}_3R^{5''}_2$, or $-\text{CFHPO}_3R^{5''}_2$, wherein $R^{5'}$ is located at

either the ortho, meta, or para position and $R^{5''} = \text{H}$,

alkyl, alkylaryl, or cyclohexyl, and m is as described

above;

15 $-\text{COOR}^7$, wherein $R^7 = \text{H}$, Me , $t\text{-butyl}$, or benzyl ;

$-\text{SR}^8$, wherein $R^8 = \text{H}$ or trityl ;

$R^6 = -\text{OR}^{6'}$, wherein $R^{6'} = \text{H}$, benzyl , $-\text{PO}_3R^{5''}_2$, wherein
 $R^{5''}$ is as described above;

$-\text{CH}_2\text{-R}^9$, wherein $R^9 = -\text{PO}_3R^{5''}_2$, wherein $R^{5''}$ is as
20 described above;

$-\text{SR}^{6''}$, wherein $R^{6''} = \text{H}$, benzyl , or trityl ;

$\text{C} = \text{Gly}$, Ala , Val , Leu , Ile , Phe , Tyr , $\text{Tyr}(\text{OMe})$, Pgl ,
homoPhe, Trp , $\text{Trp}(\text{Me})$, or $\text{Trp}(\text{CHO})$;

$\text{D} = \text{Gly}$, Ala , or absent;

25 $\text{E} = -\text{COOH}$, $-\text{CONH}_2$, $-\text{CONHNH}_2$, $-\text{CONHR}^{10}$, or $-\text{CO}_2R^{10}$,

wherein $R^{10} = \text{H}$, alkyl, $-(\text{CH}_2)_m\text{-cycloalkyl}$,

$-(\text{CH}_2)_m\text{-aryl}$, $-(\text{CH}_2)_m\text{-heteroaryl}$, and m is as described
above; an isomer or a pharmaceutically acceptable salt
thereof.

30 The present invention is also directed to the use
of a compound of Formula I, or a pharmaceutically
acceptable salt therefrom, to inhibit the activity of a
protein:farnesyl transferase enzyme as a method for
treating tissue proliferative diseases.

35 A further embodiment of the present invention is
the use of a pharmaceutical composition including an

- 8 -

effective amount of a compound of Formula I as a method for the treatment of cancer.

A still further embodiment of the present invention is the use of a pharmaceutical composition including an effective amount of a compound of Formula I as a method for the treatment of restenosis.

A still further embodiment of the present invention is a pharmaceutical composition for administering an effective amount of a compound of Formula I in unit dosage form in the treatment methods mentioned above.

A final embodiment of the present invention pertains to methods for the preparation of compounds of Formula I by solid phase synthesis and solution phase synthesis.

DETAILED DESCRIPTION OF THE PREFERRED EMBODIMENTS

In the compounds of Formula I, the term "alkyl" means a straight or branched hydrocarbon radical having from 1 to 6 carbon atoms and includes, for example, methyl, ethyl, n-propyl, isopropyl, n-butyl, sec-butyl, isobutyl, tert-butyl, n-pentyl, n-hexyl, and the like.

The term "cycloalkyl" means a saturated hydrocarbon ring which contains from 3 to 10 carbon atoms, for example, cyclopropyl, cyclobutyl, cyclopentyl, cyclohexyl, adamantyl, and the like.

The term "aryl" means an aromatic ring which is a phenyl, 5-fluorenyl, 1-naphthyl or 2-naphthyl group, unsubstituted or substituted by 1 to 3 substituents selected from alkyl, O-alkyl and S-alkyl, -OH, -SH, -F, -Cl, -Br, -I, -CF₃, -NO₂, -NH₂, -NHCH₃, -N(CH₃)₂, -NHCO-alkyl, -(CH₂)_mCO₂H, -(CH₂)_mCO₂-alkyl, -(CH₂)_mSO₃H, -(CH₂)_mPO₃H₂, -(CH₂)_mPO₃(alkyl)₂, -(CH₂)_mSO₂NH₂, and

-9-

-(CH₂)_mSO₂NH-alkyl wherein alkyl is defined as above
and m = 0, 1, 2, or 3.

The term "alkylaryl" means alkyl as defined above
and aryl as defined above, for example, benzyl.

5 The term "heteroaryl" means a heteroaromatic ring
which is a 2- or 3-thienyl, 2- or 3-furanyl, 2- or
3-pyrrolyl, 2-, 3- or 4-pyridyl, 2-, 3-, 4-, 5-, 6- or
7-indolyl group, substituted or unsubstituted by 1 or
2 substituents from the group of substituents described
10 above for aryl.

The following table provides a list of
abbreviations and definitions thereof used in the
present invention.

-10-

TABLE OF ABBREVIATIONS

	<u>Abbreviation*</u>	<u>Amino Acid</u>
	Ala	Alanine
5	Arg	Arginine
	Asn	Asparagine
	Asp	Aspartic acid
	Cys	Cysteine
	Glu	Glutamic acid
10	Gln	Glutamine
	Gly	Glycine
	His	Histidine
	Ile	Isoleucine
	Leu	Leucine
15	Lys	Lysine
	Met	Methionine
	Phe	Phenylalanine
	Pro	Proline
	Ser	Serine
20	Thr	Threonine
	Trp	Tryptophan
	Tyr	Tyrosine
	Val	Valine
25	<u>Abbreviation*</u>	<u>Modified and Unusual Amino Acid</u>
	Aaa-CO ₂ R	An amino acid ester, for examples: Gly-CO ₂ Me is Glycine, methyl ester; D-Ala-CO ₂ Me is D-Alanine, methyl ester.

30

* If the optical activity of the amino acid is other than L(S), the amino acid or abbreviation is preceded by the appropriate configuration D(R) or DL(RS).

-11-

<u>Abbreviation*</u>	<u>Modified and Unusual Amino Acid</u>
	(continued)
Aaa-CONHR	An amino acid amide, for examples: D-Ala-CONHEt is D-Alanine, N-ethyl amide; Trp-CONH ₂ is Tryptophanamide.
5	
3Hyp	3-Hydroxyproline
4Hyp	4-Hydroxyproline
Hcy	Homocysteine
10	
Nva	Norvaline
Nle	Norleucine
Orn	Ornithine
Bal	Beta-alanine (or 3-aminopropionic acid)
15	
Abu	4-Aminobutyric acid
Ahe	7-Aminoheptanoic acid
Acp	6-Aminocaproic acid
Aoc	8-Aminooctanoic acid
Apn	5-Aminopentanoic acid
20	
Bpa	(4-Benzoylphenyl)alanine
Chx	3-Cyclohexylalanine (or Hexahydrophenylalanine)
Cit	Citrulline
His(1-Me)	1-Methyl-histidine (or N(τ)-Methyl- histidine)
25	
His(Tr)	1-Triphenylmethyl-histidine (or N(τ)-Trityl-histidine)
homoPhe	2-Amino-4-phenylbutanoic acid (or Homophenylalanine)
30	
homoTyr	2-Amino-4-(4-hydroxyphenyl)butanoic acid (or Homotyrosine)

* If the optical activity of the amino acid is other than L(S), the amino acid or abbreviation is preceded by the appropriate configuration D(R) or DL(RS).

-12-

<u>Abbreviation*</u>	<u>Modified and Unusual Amino Acid</u>
	(continued)
homoTyr (OBn)	2-Amino-4-[4-(phenylmethoxy)phenyl]-butanoic acid (or O-Benzyl-homotyrosine)
5	
1-Nal	3-(1'-Naphthyl)alanine
2-Nal	3-(2'-Naphthyl)alanine
Pen	Penicillamine
Phe (3-OBn)	(3-Benzoyloxyphenyl)alanine
10	
Phe (4-Ph)	3-(1,1'Biphen-4-yl)alanine (or 4-Phenyl-phenylalanine)
Pgl	Phenylglycine
Pyr	2-Amino-3-(3-pyridyl)-propanoic acid (or 3-Pyridylalanine)
15	
Ser (OBn)	O-Benzyl-serine
Thr (OBn)	O-Benzyl-threonine
Tic	1,2,3,4-Tetrahydro-3-isoquinoline-carboxylic acid
Tyr (OMe)	O-Methyl-tyrosine
20	
Tyr (OEt)	O-Ethyl-tyrosine
Tyr (OBn)	O-Benzyl-tyrosine
(α -Me) Tyr (OBn)	2-Amino-3-(4-benzyloxyphenyl)-2-methyl-propionic acid (or α -Methyl-O-benzyl-tyrosine)
25	
(N-Me) Tyr (OBn)	N-Methyl-O-benzyl-tyrosine
Trp (For)	N ⁱⁿ -Formyltryptophan
<u>Abbreviation</u>	<u>Mercapto Acids</u>
Maa	Mercaptoacetic acid
30	
Mba	4-Mercaptobutyric acid
Mpa	3-Mercaptopropionic acid

35 * If the optical activity of the amino acid is other than L(S), the amino acid or abbreviation is preceded by the appropriate configuration D(R) or DL(RS).

-13-

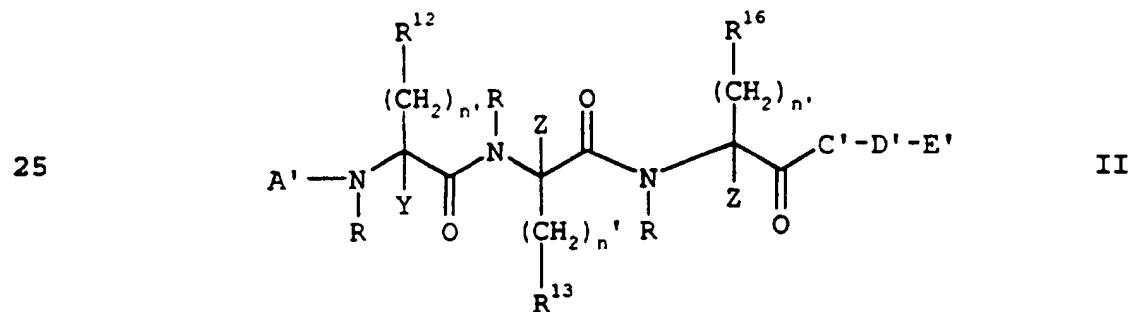
	<u>Abbreviation</u>	<u>Protecting Group</u>
	Ac	Acetyl
	Ada	1-Adamantyl acetic acid
	Adoc	Adamantylloxycarbonyl
5	Bn	Benzyl
	MeBn	4-Methylbenzyl
	Cbz	Benzyloxycarbonyl
	2-Br-Cbz	ortho-Bromobenzyloxycarbonyl
	2-Cl-Cbz	ortho-Chlorobenzyloxycarbonyl
10	Bom	Benzyloxymethyl
	Boc	tertiary Butyloxycarbonyl
	Dnp	2,4-Dinitrophenyl
	For	Formyl
	Fmoc	9-Fluorenylmethyloxycarbonyl
15	NO ₂	Nitro
	Tos	4-Toluenesulfonyl (tosyl)
	Tr	Triphenylmethyl (trityl)
	<u>Abbreviation</u>	<u>Solvents and Reagents</u>
20	HOAc	Acetic acid
	CF ₃ SO ₂ H	Trifluoromethanesulfonic acid
	DCM	Dichloromethane
	DCC	N,N'-Dicyclohexylcarbodiimide
	DIC	N,N'-Diisopropylcarbodiimide
25	DIEA	N,N-Diisopropylethylamine
	DMAP	4-Dimethylaminopyridine
	DMF	N,N'-Dimethylformamide
	EDAC	N-Ethyl-N'-Dimethylaminopropylcarbo- diimide
30	EtOAc	Ethyl acetate
	Et ₂ O	Diethyl ether
	HCl	Hydrochloric acid
	HF	Hydrofluoric acid
	HOBT	1-Hydroxybenzotriazole
35	KOH	Potassium hydroxide
	MeCN	Acetonitrile

-14-

	<u>Abbreviation</u>	<u>Solvents and Reagents</u> (continued)
	MeOH	Methanol
	NHOS	N-Hydroxysuccinimide
	NMP	N-Methylpyrrolidone
5	iPrOH	iso-Propanol
	TFA	Trifluoroacetic acid
	<u>Abbreviation</u>	<u>Solid Phase Peptide Synthesis Resins</u>
10	HMP Resin	4-(Hydroxymethyl)-phenoxyethyl-polystyrene resin
	MBHA Resin	Methylbenzhydrylamine resin
	PAM Resin	4-(Hydroxymethyl)-phenylacetamidomethyl-polystyrene resin
15	2-Cl-Tr Resin	2-Chlorotrityl-polystyrene resin
	NH ₂ -Rink Resin	4-(amino-(2',4'-dimethoxyphenyl)-methyl)-phenoxyethyl-polystyrene resin
20	<u>Abbreviation</u>	<u>Biological Reagents</u>
	FPP	Farnesyl pyrophosphate
	PFT	Protein:farnesyl transferase
	DTT	Dithiothreitol
	BSA	Bovine serum albumin
25	<u>Abbreviation</u>	<u>Miscellaneous</u>
	COR ²	$\begin{array}{c} \text{O} \\ \\ -\text{CR}^2 \end{array}$
30	CO ₂ R ²	$\begin{array}{c} \text{O} \\ \\ -\text{COR}^2 \end{array}$
	CONHR ²	$\begin{array}{c} \text{O} \\ \\ -\text{CNHR}^2 \end{array}$
35	CSR ²	$\begin{array}{c} \text{S} \\ \\ -\text{CR}^2 \end{array}$

<u>Abbreviation</u>	<u>Miscellaneous (continued)</u>
C(S)OR ²	$\begin{array}{c} \text{S} \\ \\ -\text{COR}^2 \end{array}$
5 C(S)NHR ²	$\begin{array}{c} \text{S} \\ \\ -\text{CNHR}^2 \end{array}$
10 CONH ₂	$\begin{array}{c} \text{O} \\ \\ -\text{CNH}_2 \end{array}$
CONHNH ₂	$\begin{array}{c} \text{O} \\ \\ -\text{CNHNH}_2 \end{array}$
15 CONHR ²	$\begin{array}{c} \text{O} \\ \\ -\text{CNHR}^2 \end{array}$

20 Preferred compounds of the invention are designated by Formula II:



wherein

30 n' = 1 or 2;

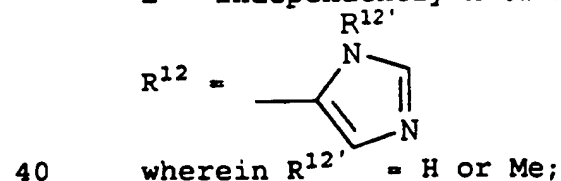
A' = -COR^{2'}, -CO₂R^{2'}, or -CONHR^{2'},

wherein R^{2'} = alkyl, -(CH₂)_m-aryl, -(CH₂)_m-heteroaryl, and m = 0, 1, or 2;

R = independently H or Me;

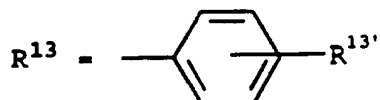
35 Y = independently H or Me;

Z = independently H or Me;



-16-

-SR^{12''}, wherein R^{12''} = H or alkyl;



5 wherein R^{13'} = H, -OH, -O-alkyl, alkyl, -CO-aryl, benzyl, -O-benzyl, wherein R^{13'} is located at either the ortho, meta, or para position;
-OPO₃R¹⁴₂, -CH₂PO₃R¹⁴₂, or -CF₂PO₃R¹⁴₂, wherein R¹⁴ = H or alkyl;

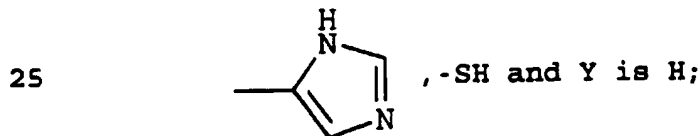
10 -COOR¹⁵, wherein R¹⁵ = H, Me, t-butyl, or benzyl;
R¹⁶ = -OR^{16'}, wherein R^{16'} = H, benzyl, -PO₃R¹⁴₂,
wherein R¹⁴ is as described above;
-CH₂-R^{16''}, wherein R^{16''} = -PO₃R¹⁴₂,
wherein R¹⁴ is as described above;
15 -SR^{16'''}, wherein R^{16'''} = H or benzyl;

C' = Ala, Trp, Trp(Me), or Trp(CHO);

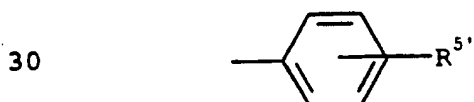
D' = Gly, Ala, or absent;

E' = -COOMe, -CONH₂, -CONHNH₂, -COOH or -CONH-alkyl; an isomer or a pharmaceutically acceptable salt thereof.

20 Other preferred compounds of the present invention are those of Formula I as defined above wherein A is Cbz, BnNHCO, R is H and n is 1 or 2; or as defined above wherein R⁴ is



or as defined above wherein R⁵ is



wherein R^{5'} is H, -OH, -OBn, -OPO₃H₂, -CH₂PO₃H₂, -CH₂PO₃Et₂, -CF₂PO₃H₂, or wherein R⁵ = -COOH, and Z is H;

35 or as defined above wherein R⁶ is -OBn, -OH, -SH, or -OPO₃H₂; or as defined above wherein C is Trp or Ala;

-17-

or as defined above wherein D is Ala, Gly, or absent;
or as defined above wherein E is -COOH, -CONH₂, -COOMe,
-CONH₂Et, -CONHNH₂, or -CONHMe.

5 Most preferred compounds of the invention include
the following:

Cbz-His-Tyr(OBn)-Ser(OBn)-Trp-D-Ala-CONH₂;
Cbz-His-Tyr(OBn)-Ser(OBn)-Trp-D-Ala-CONHMe;
Cbz-His-Tyr(OBn)-Ser(OBn)-Trp-D-Ala-CONH₂Et;
Cbz-His-Tyr(OBn)-Ser(OBn)-Trp-D-Ala-CONHNH₂;
10 Cbz-His-Tyr(OBn)-Ser(OBn)-Trp-D-Ala-CO₂Me;
Cbz-His-Tyr(OBn)-Ser(OBn)-Trp-D-Ala;
Cbz-His-Tyr(OBn)-Ser(OBn)-Trp-Ala-CONH₂;
Cbz-His-Tyr(OBn)-Ser(OBn)-Trp-Ala-CONHMe;
Cbz-His-Tyr(OBn)-Ser(OBn)-Trp-Ala-CONH₂Et;
15 Cbz-His-Tyr(OBn)-Ser(OBn)-Trp-Ala-CONHNH₂;
Cbz-His-Tyr(OBn)-Ser(OBn)-Trp-Ala-CO₂Me;
Cbz-His-Tyr(OBn)-Ser(OBn)-Trp-Ala;
Cbz-His-Tyr(OBn)-Ser(OBn)-Trp-Gly-CONH₂;
Cbz-His-Tyr(OBn)-Ser(OBn)-Trp-Gly-CONHMe;
20 Cbz-His-Tyr(OBn)-Ser(OBn)-Trp-Gly-CONH₂Et;
Cbz-His-Tyr(OBn)-Ser(OBn)-Trp-Gly-CONHNH₂;
Cbz-His-Tyr(OBn)-Ser(OBn)-Trp-Gly-CO₂Me;
Cbz-His-Tyr(OBn)-Ser(OBn)-Trp-Gly;
Cbz-His-Tyr-Ser(OBn)-Trp-D-Ala-CONH₂;
25 Cbz-His-Tyr(OBn)-Ser-Trp-D-Ala-CONH₂;
Cbz-His-Phe-Ser(OBn)-Trp-D-Ala-CONH₂;
Cbz-His-Phe-Ser(OBn)-Trp-Ala-CONH₂;
Cbz-His-Tyr(OBn)-Ser(OBn)-Ala-D-Ala-CONH₂;
Cbz-D-His-Tyr(OBn)-Ser(OBn)-Trp-D-Ala-CONH₂;
30 Cbz-His-D-Tyr(OBn)-Ser(OBn)-Trp-D-Ala-CONH₂;
Cbz-His-Tyr(OBn)-Ser(OBn)-Trp-CO₂Me;
Cbz-His-Tyr(OBn)-Ser(OBn)-Trp-CONH₂;
Cbz-His-Tyr(OBn)-Ser(OBn)-D-Ala-CO₂Me;
Cbz-His-Tyr(OBn)-Ser(OBn)-D-Ala;
35 Cbz-D-His-Tyr(OBn)-Ser(OBn)-Trp-CO₂Me;
Cbz-His-D-Tyr(OBn)-Ser(OBn)-Trp-CO₂Me;

- 18 -

Cbz-His-Tyr(OBn)-Cys-Trp-CONH₂;
BnNHCO-His-Tyr(OBn)-Cys-Trp-CONH₂;
BnNHCO-His-Tyr(OBn)-Ser(OBn)-Trp-D-Ala-CONH₂;
BnNHCO-His-Tyr(OBn)-Ser(OBn)-Trp-D-Ala-CONHMe;
5 BnNHCO-His-Tyr(OBn)-Ser(OBn)-Trp-D-Ala-CONHET;
BnNHCO-His-Tyr(OBn)-Ser(OBn)-Trp-D-Ala-CONHNH₂;
BnNHCO-His-Tyr(OBn)-Ser(OBn)-Trp-D-Ala-CO₂Me;
BnNHCO-His-Tyr(OBn)-Ser(OBn)-Trp-D-Ala;
BnNHCO-His-Tyr(OBn)-Ser(OBn)-Trp-Ala-CONH₂;
10 BnNHCO-His-Tyr(OBn)-Ser(OBn)-Trp-Ala-CONHMe;
BnNHCO-His-Tyr(OBn)-Ser(OBn)-Trp-Ala-CONHET;
BnNHCO-His-Tyr(OBn)-Ser(OBn)-Trp-Ala-CONHNH₂;
BnNHCO-His-Tyr(OBn)-Ser(OBn)-Trp-Ala-CO₂Me;
BnNHCO-His-Tyr(OBn)-Ser(OBn)-Trp-Ala;
15 BnNHCO-His-Tyr(OBn)-Ser(OBn)-Trp-Gly-CONH₂;
BnNHCO-His-Tyr(OBn)-Ser(OBn)-Trp-Gly-CONHMe;
BnNHCO-His-Tyr(OBn)-Ser(OBn)-Trp-Gly-CONHET;
BnNHCO-His-Tyr(OBn)-Ser(OBn)-Trp-Gly-CONHNH₂;
BnNHCO-His-Tyr(OBn)-Ser(OBn)-Trp-Gly-CO₂Me;
20 BnNHCO-His-Tyr(OBn)-Ser(OBn)-Trp-Gly;
Cbz-His-Tyr(OBn)-Cys-Trp-D-Ala-CONH₂;
Cbz-His-Tyr(OBn)-Cys-Trp-D-Ala-CONHMe;
Cbz-His-Tyr(OBn)-Cys-Trp-D-Ala-CONHET;
Cbz-His-Tyr(OBn)-Cys-Trp-D-Ala-CONHNH₂;
25 Cbz-His-Tyr(OBn)-Cys-Trp-D-Ala-CO₂Me;
Cbz-His-Tyr(OBn)-Cys-Trp-D-Ala;
Cbz-His-Tyr(OBn)-Cys-Trp-Ala-CONH₂;
Cbz-His-Tyr(OBn)-Cys-Trp-Ala-CONHMe;
Cbz-His-Tyr(OBn)-Cys-Trp-Ala-CONHET;
30 Cbz-His-Tyr(OBn)-Cys-Trp-Ala-CONHNH₂;
Cbz-His-Tyr(OBn)-Cys-Trp-Ala-CO₂Me;
Cbz-His-Tyr(OBn)-Cys-Trp-Ala;
Cbz-His-Tyr(OBn)-Cys-Trp-Gly-CONH₂;
Cbz-His-Tyr(OBn)-Cys-Trp-Gly-CONHMe;
35 Cbz-His-Tyr(OBn)-Cys-Trp-Gly-CONHET;
Cbz-His-Tyr(OBn)-Cys-Trp-Gly-CONHNH₂;

- 19 -

Cbz-His-Tyr(OBn)-Cys-Trp-Gly-CO₂Me;
Cbz-His-Tyr(OBn)-Cys-Trp-Gly;
BnNHCO-His-Tyr(OBn)-Cys-Trp-D-Ala-CONH₂;
BnNHCO-His-Tyr(OBn)-Cys-Trp-D-Ala-CONHMe;
5 BnNHCO-His-Tyr(OBn)-Cys-Trp-D-Ala-CONH₂Et;
BnNHCO-His-Tyr(OBn)-Cys-Trp-D-Ala-CONHNH₂;
BnNHCO-His-Tyr(OBn)-Cys-Trp-D-Ala-CO₂Me;
BnNHCO-His-Tyr(OBn)-Cys-Trp-D-Ala;
BnNHCO-His-Tyr(OBn)-Cys-Trp-Ala-CONH₂;
10 BnNHCO-His-Tyr(OBn)-Cys-Trp-Ala-CONHMe;
BnNHCO-His-Tyr(OBn)-Cys-Trp-Ala-CONH₂Et;
BnNHCO-His-Tyr(OBn)-Cys-Trp-Ala-CONHNH₂;
BnNHCO-His-Tyr(OBn)-Cys-Trp-Ala-CO₂Me;
BnNHCO-His-Tyr(OBn)-Cys-Trp-Ala;
15 BnNHCO-His-Tyr(OBn)-Cys-Trp-Gly-CONH₂;
BnNHCO-His-Tyr(OBn)-Cys-Trp-Gly-CONHMe;
BnNHCO-His-Tyr(OBn)-Cys-Trp-Gly-CONH₂Et;
BnNHCO-His-Tyr(OBn)-Cys-Trp-Gly-CONHNH₂;
BnNHCO-His-Tyr(OBn)-Cys-Trp-Gly-CO₂Me;
20 BnNHCO-His-Tyr(OBn)-Cys-Trp-Gly;
Cbz-Cys-Tyr(OBn)-Ser(OBn)-Trp-DAla-CONH₂;
Cbz-His-Tyr(OPO₃H₂)-Ser(OBn)-Trp-DAla-CONH₂;
Cbz-His-p(CH₂PO₃H₂)Phe-Ser(OBn)-Trp-DAla-CONH₂;
Cbz-His-p(CH₂PO₃Et₂)Phe-Ser(OBn)-Trp-DAla-CONH₂;
25 Cbz-His-p(CF₂PO₃H₂)Phe-Ser(OBn)-Trp-DAla-CONH₂;
Cbz-His-Glu-Ser(OBn)-Trp-DAla-CONH₂;
Cbz-His-Asp-Ser(OBn)-Trp-DAla-CONH₂;
Cbz-His-Tyr(OBn)-Ser(OPO₃H₂)-Trp-DAla-CONH₂;
Cbz-His-Tyr(OPO₃H₂)-Cys-Trp-DAla-CONH₂; and
30 Cbz-His-Tyr(OPO₃H₂)-Ser(OBn)-Trp-CONH₂.

-20-

GENERAL METHODS FOR THE PREPARATION, EVALUATION
AND USE OF COMPOUNDS OF FORMULA I

The compounds of Formula I may be prepared by
5 solid phase peptide synthesis on a peptide synthesizer,
for example, an Applied Biosystems 430A peptide
synthesizer using activated esters or anhydrides of Boc
or Fmoc protected amino acids, acid chlorides,
10 isocyanates, isothiocyanates, etc, on PAM, MBHA, or
NH₂-Rink resins with solution phase modifications to
the carboxyl terminus as appropriate. Methodology for
the solid phase synthesis of peptides is widely known
to those skilled in the art thereof (see, for example:
15 J. M. Stewart and J. D. Young in Solid Phase Peptide
Synthesis; Pierce Chemical Co.; Rockford, IL (1984);
G. B. Fields and R. L. Noble, Int. J. Peptide Protein
Res. 35, 161-214 (1990)). Additionally, the compounds
of Formula I may also be prepared by conventional
20 solution peptide synthesis, substituting amines, acid
chlorides, isocyanates, etc, for amino acid derivatives
where appropriate. Methods for solution phase
synthesis of peptides are widely known to those skilled
in the art (see, for example, M. Bodanszky, Principles
of Peptide Synthesis, Springer-Verlag (1984)). For
25 both of the synthetic methods described above
appropriate consideration is given to protection and
deprotection of reactive functional groups and to the
sequence of synthetic steps. Knowledge of the use of
common protecting groups and strategy for the assembly
30 of complex organic molecules are within the usual realm
of expertise of a practitioner of the art of organic
chemistry (see, for example: T. W. Greene and P. G. M
Wuts, Protective Groups in Organic Chemistry, John
Wiley and Sons (1991); E. J. Corey and X.-M. Cheng, The
35 Logic of Chemical Synthesis, John Wiley and Sons
(1989)).

-21-

The homogeneity and composition of the resulting compounds is verified by RP-HPLC, capillary electrophoresis, thin layer chromatography (TLC), proton nuclear magnetic resonance spectrometry (NMR), amino acid analysis, chemical ionization mass spectrometry (CI-MS), fast atom bombardment mass spectrometry (FAB-MS) and electrospray mass spectrometry (ES-MS).

The compounds of Formula I are capable of further forming both pharmaceutically acceptable acid addition and/or base salts. All of these forms are within the scope of the present invention.

Pharmaceutically acceptable acid addition salts of the compounds of Formula I include salts derived from nontoxic inorganic acids such as hydrochloric, nitric, phosphoric, sulfuric, hydrobromic, hydroiodic, hydrofluoric, phosphorous, and the like, as well as the salts derived from nontoxic organic acids, such as aliphatic mono- and dicarboxylic acids, phenyl-substituted alkanolic acids, hydroxy alkanolic acids, alkanedioic acids, aromatic acids, aliphatic and aromatic sulfonic acids, etc. Such salts thus include sulfate, pyrosulfate, bisulfate, sulfite, bisulfite, nitrate, phosphate, monohydrogenphosphate, dihydrogenphosphate, metaphosphate, pyrophosphate, chloride, bromide, iodide, acetate, trifluoroacetate, propionate, caprylate, isobutyrate, oxalate, malonate, succinate, suberate, sebacate, fumarate, maleate, mandelate, benzoate, chlorobenzoate, methylbenzoate, dinitrobenzoate, phthalate, benzenesulfonate, toluenesulfonate, phenylacetate, citrate, lactate, maleate, tartrate, methanesulfonate, and the like. Also contemplated are salts of amino acids such as arginate and the like and gluconate, galacturonate, n-methyl glucamine (see, for example, S. M. Berge, et

-22-

al., "Pharmaceutical Salts," Journal of Pharmaceutical Science 66, 1-19 (1977)).

5 The acid addition salts of said basic compounds are prepared by contacting the free base form with a sufficient amount of the desired acid to produce the salt in the conventional manner. Preferably a compound of Formula I can be converted to an acidic salt by treating with an aqueous solution of the desired acid, such that the resulting pH is less than 4. The solution can be passed through a C18 cartridge to absorb the compound, washed with copious amounts of water, the compound eluted with a polar organic solvent such as, for example, methanol, acetonitrile, and the like, and isolated by concentrating under reduced pressure followed by lyophilization. The free base form may be regenerated by contacting the salt form with a base and isolating the free base in the conventional manner or as above. The free base forms differ from their respective salt forms somewhat in certain physical properties such as solubility in polar solvents, but otherwise the salts are equivalent to their respective free base for purposes of the present invention.

15 Pharmaceutically acceptable base addition salts are formed with metals or amines, such as alkali and alkaline earth metals or organic amines. Examples of metals used as cations are sodium, potassium, magnesium, calcium, and the like. Examples of suitable amines are N,N'-dibenzylethylenediamine, chloroprocaine, choline, diethanolamine, dicyclohexylamine, ethylenediamine, N-methylglucamine, and procaine (see, for example, S. M. Berge, et al., "Pharmaceutical Salts", Journal of Pharmaceutical Science 66, 1-19 (1977)).

20 The base addition salts of said acidic compounds are prepared by contacting the free acid form with a

-23-

sufficient amount of the desired base to produce the salt in the conventional manner. Preferably, a compound of Formula I can be converted to a base salt by treating with an aqueous solution of the desired base, such that the resulting pH is greater than 9. The solution can be passed through a C18 cartridge to absorb the compound, washed with copious amounts of water, the compound eluted with a polar organic solvent such as, for example, methanol, acetonitrile and the like, and isolated by concentrating under reduced pressure followed by lyophilization. The free acid form may be regenerated by contacting the salt form with an acid and isolating the free acid in the conventional manner or as above. The free acid forms differ from their respective salt forms somewhat in certain physical properties such as solubility in polar solvents, but otherwise the salts are equivalent to their respective free acid for purposes of the present invention.

Certain of the compounds of the present invention can exist in unsolvated forms as well as solvated forms, including hydrated forms. In general, the solvated forms, including hydrated forms, are equivalent to unsolvated forms and are intended to be encompassed within the scope of the present invention. Certain of the compounds of the present invention possess one or more chiral centers and each center may exist in the R(D) or S(L) configuration. The present invention includes all enantiomeric and epimeric forms as well as the appropriate mixtures thereof.

The PFT inhibitory activity of compounds of Formula I was assayed in 30 mM potassium phosphate buffer, pH 7.4, containing 7 mM DTT, 1.2 mM MgCl₂, 0.1 mM leupeptin, 0.1 mM pepstatin, and 0.2 mM phenylmethylsulfonyl fluoride. Assays were performed in 96 well plates (Wallec) and employed solutions

-24-

composed of varying concentrations of a compound of
Formula I in 100% DMSO. Upon addition of both
substrates, radiolabeled farnesyl pyrophosphate
5 ([1-³H], specific activity 15-30 Ci/mmol, final
concentration 0.12 μM) and (biotinyl)-Ahe-Tyr-Lys-Cys-
Val-Ile-Met peptide (final concentration 0.1 μM), the
enzyme reaction was started by addition of 40-fold
purified rat brain farnesyl protein transferase. After
incubation at 37°C for 30 minutes, the reaction was
10 terminated by diluting the reaction 2.5-fold with a
stop buffer containing 1.5 M magnesium acetate, 0.2 M
H₃PO₄, 0.5% BSA, and streptavidin beads (Amersham) at a
concentration of 1.3 mg/mL. After allowing the plate
to settle for 30 minutes at room temperature,
15 radioactivity was quantitated on a microBeta counter
(model 1450, Wallac).

As shown below in Table I, compounds of Formula I
show IC₅₀ values of 0.5 to 1000 nM in the assay
discussed above and are thus valuable inhibitors of
20 protein:farnesyl transferase enzyme which may be used
in the medical treatment of tissue proliferative
diseases, including cancer and restenosis.

-25-

TABLE I

	Peptide	IC ₅₀ (μM)
	Cbz-His-Tyr(OBn)-Ser(OBn)-Trp-DAla-CONH ₂	0.017
	Cbz-His-Tyr(OBn)-Ser(OBn)-Trp-DAla-CONH _{Et}	0.230
5	Cbz-His-Tyr(OBn)-Ser(OBn)-Trp-DAla-CONHNH ₂	0.062
	Cbz-His-Tyr(OBn)-Ser(OBn)-Trp-DAla-CO ₂ Me	0.019
	Cbz-His-Tyr(OBn)-Ser(OBn)-Trp-DAla-COOH	0.048
	Cbz-His-Tyr(OBn)-Ser(OBn)-Trp-Ala-NH ₂	0.015
	Cbz-His-Tyr-Ser(OBn)-Trp-DAla-NH ₂	0.040
10	Cbz-His-Tyr(OBn)-Ser-Trp-DAla-NH ₂	1.8
	Cbz-His-Phe-Ser(OBn)-Trp-DAla-NH ₂	0.010
	Cbz-His-Tyr(OBn)-Ser(OBn)-Ala-DAla-NH ₂	0.33
	Cbz-DHis-Tyr(OBn)-Ser(OBn)-Trp-DAla-NH ₂	0.12
	Cbz-His-DTyr(OBn)-Ser(OBn)-Trp-DAla-NH ₂	0.039
15	Cbz-His-Tyr(OBn)-Ser(OBn)-Trp-CO ₂ Me	0.115
	Cbz-His-Tyr(OBn)-Ser(OBn)-Trp-NH ₂	0.083
	Cbz-His-Tyr(OBn)-Ser(OBn)-DAla-CO ₂ Me	0.142
	Cbz-His-Tyr(OBn)-Ser(OBn)-DAla-COOH	0.404
	Cbz-His-Tyr(OBn)-Cys-Trp-DAla-NH ₂	0.004
20	Cbz-His-Tyr(OPO ₃ H ₂)-Ser(OBn)-Trp-DAla-NH ₂	0.009

25 The compounds of the present invention can be prepared and administered in a wide variety of oral, rectal, and parenteral dosage forms. Thus, the compounds of the present invention can be administered by injection, that is, intravenously, intramuscularly, intracutaneously, subcutaneously, intraduodenally, or
 30 intraperitoneally. Also, the compounds of the present invention can be administered by inhalation, for example, intranasally. Additionally, the compounds of the present invention can be administered
 35 transdermally. It will be obvious to those skilled in the art that the following dosage forms may comprise as the active component, either a compound of Formula I or a corresponding pharmaceutically acceptable salt of a compound of Formula I.

-26-

For preparing pharmaceutical compositions from the compounds of the present invention, pharmaceutically acceptable carriers can be either solid or liquid. Solid form preparations include powders, tablets, pills, capsules, cachets, suppositories, and dispersible granules. A solid carrier can be one or more substances which may also act as diluents, flavoring agents, binders, preservatives, tablet disintegrating agents, or an encapsulating material.

5
10 In powders, the carrier is a finely divided solid which is in a mixture with the finely divided active component.

In tablets, the active component is mixed with the carrier having the necessary binding properties in suitable proportions and compacted in the shape and size desired.

15
20 The powders and tablets preferably contain from 5 or 10 to about 70 percent of the active compound. Suitable carriers are magnesium carbonate, magnesium stearate, talc, sugar, lactose, pectin, dextrin, starch, gelatin, tragacanth, methylcellulose, sodium carboxymethylcellulose, a low melting wax, cocoa butter, and the like. The term "preparation" is intended to include the formulation of the active compound with encapsulating material as a carrier providing a capsule in which the active component with or without other carriers, is surrounded by a carrier, which is thus in association with it. Similarly, cachets and lozenges are included. Tablets, powders, capsules, pills, cachets, and lozenges can be used as solid dosage forms suitable for oral administration.

25
30
35 For preparing suppositories, a low melting wax, such as a mixture of fatty acid glycerides or cocoa butter, is first melted and the active component is dispersed homogeneously therein, as by stirring. The molten homogenous mixture is then poured into

-27-

convenient sized molds, allowed to cool, and thereby to solidify.

Liquid form preparations include solutions, suspensions, and emulsions, for example, water or water propylene glycol solutions. For parenteral injection liquid preparations can be formulated in solution in aqueous polyethylene glycol solution.

Aqueous solutions suitable for oral use can be prepared by dissolving the active component in water and adding suitable colorants, flavors, stabilizing and thickening agents as desired.

Aqueous suspensions suitable for oral use can be made by dispersing the finely divided active component in water with viscous material, such as natural or synthetic gums, resins, methylcellulose, sodium carboxymethylcellulose, and other well-known suspending agents.

Also included are solid form preparations which are intended to be converted, shortly before use, to liquid form preparations for oral administration. Such liquid forms include solutions, suspensions, and emulsions. These preparations may contain, in addition to the active component, colorants, flavors, stabilizers, buffers, artificial and natural sweeteners, dispersants, thickeners, solubilizing agents, and the like.

The pharmaceutical preparation is preferably in unit dosage form. In such form, the preparation is subdivided into unit doses containing appropriate quantities of the active component. The unit dosage form can be a packaged preparation, the package containing discrete quantities of preparation, such as packeted tablets, capsules, and powders in vials or ampoules. Also, the unit dosage form can be a capsule, tablet, cachet, or lozenge itself, or it can be the appropriate number of any of these in packaged form.

-28-

The quantity of active component in a unit dose preparation may be varied or adjusted from 0.1 mg to 100 mg preferably 0.5 mg to 100 mg according to the particular application and the potency of the active component. The composition can, if desired, also contain other compatible therapeutic agents.

In therapeutic use as inhibitors of PFT, the compounds utilized in the pharmaceutical methods of this invention are administered at the initial dosage of about 0.01 mg/kg to about 20 mg/kg daily. A daily dose range of about 0.01 mg/kg to about 10 mg/kg is preferred. The dosages, however, may be varied depending upon the requirements of the patient, the severity of the condition being treated, and the compound being employed. Determination of the proper dosage for a particular situation is within the skill of the art. Generally, treatment is initiated with smaller dosages which are less than the optimum dose of the compound. Thereafter, the dosage is increased by small increments until the optimum effect under the circumstances is reached. For convenience, the total daily dosage may be divided and administered in portions during the day, if desired.

The following nonlimiting examples illustrate the inventors' preferred methods for preparing the compounds of the invention. For added clarity, complex chemical names describing compounds of Formula I are followed by structural abbreviations, which are shown in braces, wherein the structural elements are as defined in the Table of Abbreviations above.

EXAMPLE 1

N- [N- (N- [N- (Phenylmethoxy) carbonyl] -L-histidyl] -O- (phenylmethyl) -L-tyrosyl] -O- (phenylmethyl) -L-seryl] -D-alanine, methyl ester {Cbz-His-Tyr(OBn)-Ser(OBn)-D-Ala-CO₂Me}

-29-

Step 1: Boc-Ser(OBn)-D-Ala-CO₂Me

To a solution of Boc-Ser(OBn) (4.12 g, 13.95 mmol) in EtOAc (100 mL) at 0°C was added HOBT (2.35 g, 15.35 mmol) and DCC (3.17 g, 15.35 mmol). D-Alanine methyl ester hydrochloride (1.95 g, 13.95 mmol) was added followed by Et₃N (2.14 mL, 15.35 mmol). The mixture was allowed to warm to room temperature and stirred overnight. The mixture was filtered, and the filtrate was washed with saturated aqueous NaHCO₃, brine, dried (MgSO₄), and concentrated. Flash chromatography (40% EtOAc/hexane) gave 2.60 g of the title compound as a colorless oil; CI-MS 381 (m+1).

Step 2: Ser(OBn)-D-Ala-CO₂Me·TFA

To a solution of Boc-Ser(OBn)-D-Ala-CO₂Me from Step 1 above (2.44 g, 6.41 mmol) in CH₂Cl₂ (10 mL) was added TFA (3 mL). The solution was stirred for 6 hours at room temperature, then concentrated. The residue was taken up in CH₂Cl₂ and reconstituted. After trituration with ether, the title compound was obtained as a white solid, mp 109-110°C.

Step 3: Boc-Tyr(OBn)-Ser(OBn)-D-Ala-CO₂Me

To a solution of Boc-Tyr(OBn) (0.94 g, 2.54 mmol) in DMF (10 mL) at 0°C was added HOBT (0.47 g, 3.04 mmol) and DCC (0.63 g, 3.04 mmol). Ser(OBn)-D-Ala-CO₂Me·TFA from Step 2 above (1.0 g, 2.54 mmol) was added followed by Et₃N (0.42 mL, 3.04 mmol). The mixture was allowed to warm to room temperature and stirred overnight. The mixture was filtered, and the filtrate was diluted with CHCl₃, washed twice with saturated aqueous NaHCO₃, brine, dried (MgSO₄), and concentrated. Flash chromatography (50% EtOAc/hexane) gave 1.35 g of the title compound as a white solid, mp 132-133°C; CI-MS 634 (m+1).

-30-

Step 4: Tyr(OBn)-Ser(OBn)-D-Ala-CO₂Me·TFA

Prepared according to Step 2 above, substituting Boc-Tyr(OBn)-Ser(OBn)-D-Ala-CO₂Me for Boc-Ser(OBn)-D-Ala-CO₂Me. The title compound was obtained as a white solid; CI-MS 534 (m+1).

Step 5: Cbz-His-Tyr(OBn)-Ser(OBn)-D-Ala-CO₂Me

Prepared according to Step 3 above, by substituting Cbz-His for Boc-Tyr(OBn) and Tyr(OBn)-Ser(OBn)-D-Ala-CO₂Me·TFA for Ser(OBn)-D-Ala-CO₂Me·TFA. The title compound was obtained as a white solid, mp 188-191°C.

Anal. Calc. for C₄₄H₄₈N₆O₉·H₂O:

C, 64.22; H, 6.12; N, 10.21;

Found: C, 64.15; H, 5.99; N, 10.17.

EXAMPLE 2

N-[N-[N-[N-[(Phenylmethoxy)carbonyl]-L-histidyl]-O-(phenylmethyl)-L-tyrosyl]-O-(phenylmethyl)-L-seryl]-D-alanine, monohydrochloride {Cbz-His-Tyr(OBn)-Ser(OBn)-D-Ala·HCl}

To a suspension of Cbz-His-Tyr(OBn)-Ser(OBn)-D-Ala-CO₂Me from Example 1 above (0.43 g, 0.53 mmol) in THF (10 mL) and MeOH (3 mL) at 0°C was added 0.1N LiOH (5.9 mL). The mixture was stirred for 6 hours at 0°C and then concentrated. Water was added and the pH was adjusted to 4-5 by the addition of 1N HCl. The mixture was filtered, and the precipitate was collected and dried to afford 0.37 g of the title compound as a white solid, mp 190-197°C; FAB-MS 791 (m+1).

- 31 -

EXAMPLE 3

N-[N-[N-[N-[(Phenylmethoxy)carbonyl]-L-histidyl]-O-(phenylmethyl)-L-tyrosyl]-O-(phenylmethyl)-L-seryl]-L-tryptophan, methyl ester [Cbz-His-Tyr(OBn)-Ser(OBn)-Trp-CO₂Me]

5 Step 1: Boc-Tyr(OBn)-Ser(OBn)-CO₂Me

To a solution of Boc-Tyr(OBn) (1.88 g, 6.50 mmol) in EtOAc (30 mL) at 0°C was added HOBT hydrate (1.19 g, 7.80 mmol) followed by DCC (1.61 g, 7.80 mmol). A solution of Ser(OBn)-CO₂Me·TFA (2.1 g, 6.50 mmol) in EtOAc (20 mL) was added followed by Et₃N (1.09 mL, 7.80 mmol). The mixture was allowed to warm to room temperature and stirred overnight. The mixture was filtered, diluted with EtOAc, and washed twice with saturated aqueous NaHCO₃, brine, dried over MgSO₄, and concentrated. Flash chromatography (40% EtOAc/hexane) gave 2.67 g (73%) of the title compound as a white solid, mp 81-84°C.

10 Step 2: Boc-Tyr(OBn)-Ser(OBn)

Prepared according to Example 2, by substituting Boc-Tyr(OBn)-Ser(OBn)-CO₂Me for Cbz-His-Tyr(OBn)-Ser(OBn)-D-Ala-CO₂Me. The title compound was obtained as a white foam.

15 Step 3: Boc-Tyr(OBn)-Ser(OBn)-Trp-CO₂Me

Prepared according to Example 1, Step 3, by substituting Boc-Tyr(OBn)-Ser(OBn) for Boc-Tyr(OBn) and Trp-CO₂Me·HCl for Ser(OBn)-D-Ala-CO₂Me·TFA. The title compound was obtained as a white foam; FAB-MS 750 (m+1).

20 Step 4: Tyr(OBn)-Ser(OBn)-Trp-CO₂Me·TFA

Prepared according to Example 1, Step 2, by substituting Boc-Tyr(OBn)-Ser(OBn)-Trp-CO₂Me for Boc-Ser(OBn)-D-Ala-CO₂Me, and adding 2 equiv of thioanisole

-32-

in addition to TFA. The title compound was obtained as white solid.

Step 5: Cbz-His-Tyr(OBn)-Ser(OBn)-Trp-CO₂Me

5 Prepared according to Example 1, Step 5, by substituting Tyr(OBn)-Ser(OBn)-Trp-CO₂Me·TFA for Tyr(OBn)-Ser(OBn)-D-Ala-CO₂Me·TFA. The title compound was obtained as a white foam; FAB-MS 920 (m+1).

10 EXAMPLE 4

N_α-[N-[N-[N-[N-[(Phenylmethoxy)carbonyl]-L-histidyl]-O-(phenylmethyl)-L-tyrosyl]-O-(phenylmethyl)-L-seryl]-L-tryptophyl]-D-alaninamide {Cbz-His-Tyr(OBn)-Ser(OBn)-Trp-D-Ala-CONH₂}

15 Using an ABI model 431A solid phase peptide synthesizer, Fmoc-NH-Rink resin (0.25 mMol scale) was treated with 20% piperidine in NMP to afford NH₂-Rink resin. Sequential coupling of Fmoc-protected D-Ala, Trp, Ser(OBn) and Tyr(OBn) (DCC and HOBT in NMP) and Fmoc deprotection (20% piperidine in NMP) reactions were run using a fourfold excess of reagents in the coupling steps and traditional resin washing cycles to afford Tyr(OBn)-Ser(OBn)-Trp-D-Ala-CONH-Rink resin. This tetrapeptide resin was transferred to an uninstrumented reaction vessel and treated with a fourfold excess of Cbz-His, DCC and HOBT in DMF, shaking overnight at room temperature. After removal of excess reagents, the resulting substituted pentapeptide was cleaved from the resin by treatment with 50% TFA in DCM at room temperature for 2.5 hours. Evaporation of solvents, lyophilization and purification by reversed phase chromatography (C₁₈-column, eluted with a 20-70% gradient of MeCN in water (both solvents acidified with 0.1% TFA)) afforded Cbz-His-Tyr(OBn)-Ser(OBn)-Trp-D-Ala-CONH₂ as its TFA salt upon lyophilization. FAB-MS: 976 (m+1).

20
25
30
35

-33-

Using analogous methods the following most preferred compounds of Formula I with carboxamides at the C-terminus may be prepared:

- 5 Cbz-His-Tyr(OBn)-Ser(OBn)-Trp-Ala-CONH₂, ES-MS 976
 (m+1);
 Cbz-His-Tyr(OBn)-Ser(OBn)-Trp-Gly-CONH₂;
 Cbz-His-Tyr-Ser(OBn)-Trp-D-Ala-CONH₂, FAB-MS 886
 (m+1);
10 Cbz-His-D-Tyr(OBn)-Ser(OBn)-Trp-D-Ala-CONH₂, FAB-
 MS 976 (m+1);
 Cbz-His-Phe-Ser(OBn)-Trp-D-Ala-CONH₂, ES-MS 870
 (m+1);
 Cbz-His-Tyr(OBn)-Ser-Trp-D-Ala-CONH₂, FAB-MS 886
 (m+1);
15 Cbz-D-His-Tyr(OBn)-Ser(OBn)-Trp-D-Ala-CONH₂, FAB-
 MS 976 (m+1);
 Cbz-His-Tyr(OBn)-Ser(OBn)-Trp-CONH₂, ES-MS 905
 (m+1);
 Cbz-His-Tyr(OBn)-Ser(OBn)-Ala-D-Ala-CONH₂, ES-MS
20 861 (m+1);
 Cbz-His-Phe-Ser(OBn)-Trp-Ala-CONH₂; ES-MS 870
 (m+1);
 BnNHCO-His-Tyr(OBn)-Ser(OBn)-Trp-Gly-CONH₂;
 BnNHCO-His-Tyr(OBn)-Ser(OBn)-Trp-D-Ala-CONH₂;
25 BnNHCO-His-Tyr(OBn)-Ser(OBn)-Trp-Ala-CONH₂;
 Cbz-His-Tyr(OPO₃H₂)-Ser(OBn)-Trp-DAla-CONH₂,
 ES-MS 966 (m+1);
 Cbz-His-p(CH₂PO₃H₂)Phe-Ser(OBn)-Trp-DAla-CONH₂;
 Cbz-His-p(CH₂PO₃Et₂)Phe-Ser(OBn)-Trp-DAla-CONH₂,
30 ES-MS 1021 (m+1);
 Cbz-His-p(CF₂PO₃H₂)Phe-Ser(OBn)-Trp-DAla-CONH₂;
 Cbz-His-Glu-Ser(OBn)-Trp-DAla-CONH₂, ES-MS 852.3
 (m+1);
 Cbz-His-Asp-Ser(OBn)-Trp-DAla-CONH₂, ES-MS 838.6
35 (m+1);

-34-

Cbz-His-Tyr(OBn)-Ser(OPO₃H₂)-Trp-DAla-CONH₂,
 FAB-MS 966.2 (m+1); and
 Cbz-His-Tyr(OPO₃H₂)-Ser(OBn)-Trp-CONH₂,
 ES-MS 895.5 (m+1).

5

EXAMPLE 5

N_α-[N-[N-[N-[N-[(Phenylmethoxy)carbonyl]-L-histidyl]-O-
(phenylmethyl)-L-tyrosyl]-L-cysteinyl]-L-tryptophyl]-D-
alaninamide {Cbz-His-Tyr(OBn)-Cys-Trp-D-Ala-CONH₂}

10

Sequential coupling and deprotection of Fmoc-protected D-Ala, Trp, Cys(STR), Tyr(OBn) and Cbz-His by the solid phase method described in Example 4, followed by treatment with 60% TFA in DCM for 3.5 hours at room temperature gave crude Cbz-His-Tyr(OBn)-Cys-Trp-D-Ala-CONH₂ upon evaporation of solvents and lyophilization. Purification was accomplished by reversed phase chromatography on a C₁₈ column, eluted with a 25 to 75% gradient of MeCN in water (both solvents acidified with 0.1% TFA) to give the TFA salt of the title compound upon lyophilization. ES-MS: 902 (m+1).

15

20

Using analogous methods the following most preferred compounds of Formula I which contain Cys and a carboxamide at the C-terminus may be prepared:

25

Cbz-His-Tyr(OBn)-Cys-Trp-Ala-CONH₂;
 Cbz-His-Tyr(OBn)-Cys-Trp-Gly-CONH₂;
 BnNHCO-His-Tyr(OBn)-Cys-Trp-D-Ala-CONH₂;
 BnNHCO-His-Tyr(OBn)-Cys-Trp-Ala-CONH₂;
 BnNHCO-His-Tyr(OBn)-Cys-Trp-Gly-CONH₂;
 Cbz-Cys-Tyr(OBn)-Ser(OBn)-Trp-DAla-CONH₂,
 FAB-MS 942.6 (m+1); and
 Cbz-His-Tyr(OPO₃H₂)-Cys-Trp-DAla-CONH₂.

30

35

The present invention may be embodied in other specific forms without departing from its spirit or essential characteristics. The described embodiments are to be considered in all respects only as

-35-

illustrative and not restrictive. The scope of the invention is, therefore, indicated by the appended claims rather than by the foregoing description. All changes which come within the meaning and range of
5 equivalency of the claims are to be embraced within their scope.

-36-

SEQUENCE LISTING

(1) GENERAL INFORMATION:

- (i) APPLICANT: Warner-Lambert Company
- (ii) TITLE OF INVENTION: Substituted Tetra- and Pentapeptide Inhibitors of Protein: Farnesyl Transferase
- (iii) NUMBER OF SEQUENCES: 59
- (iv) CORRESPONDENCE ADDRESS:
 - (A) ADDRESSEE: Warner-Lambert Company
 - (B) STREET: 2800 Plymouth Rd.
 - (C) CITY: Ann Arbor
 - (D) STATE: MI
 - (E) COUNTRY: US
 - (F) ZIP: 48105
- (v) COMPUTER READABLE FORM:
 - (A) MEDIUM TYPE: Floppy disk
 - (B) COMPUTER: IBM PC compatible
 - (C) OPERATING SYSTEM: PC-DOS/MS-DOS
 - (D) SOFTWARE: PatentIn Release 1.0, Ver. 1.25
- (vi) CURRENT APPLICATION DATA:
 - (A) APPLICATION NUMBER:
 - (B) FILING DATE:
 - (C) CLASSIFICATION:
- (viii) ATTORNEY/AGENT INFORMATION:
 - (A) NAME: Crissey, Todd
 - (B) REGISTRATION NUMBER: 37807
 - (C) REFERENCE/DOCKET NUMBER: PD-4631PCT
- (ix) TELECOMMUNICATION INFORMATION:
 - (A) TELEPHONE: 313 996-7530
 - (B) TELEFAX: 313 996-1553

-37-

(2) INFORMATION FOR SEQ ID NO:1:

(i) SEQUENCE CHARACTERISTICS:
(A) LENGTH: 4 amino acids
(B) TYPE: amino acid
(D) TOPOLOGY: linear

(ii) MOLECULE TYPE: peptide

(xi) SEQUENCE DESCRIPTION: SEQ ID NO:1:

Cys Xaa Xaa Xaa
1

(2) INFORMATION FOR SEQ ID NO:2:

(i) SEQUENCE CHARACTERISTICS:
(A) LENGTH: 4 amino acids
(B) TYPE: amino acid
(D) TOPOLOGY: linear

(ii) MOLECULE TYPE: peptide

(xi) SEQUENCE DESCRIPTION: SEQ ID NO:2:

Cys Xaa Xaa Xaa
1

(2) INFORMATION FOR SEQ ID NO:3:

(i) SEQUENCE CHARACTERISTICS:
(A) LENGTH: 4 amino acids
(B) TYPE: amino acid
(D) TOPOLOGY: linear

(ii) MOLECULE TYPE: peptide

(xi) SEQUENCE DESCRIPTION: SEQ ID NO:3:

Cys Xaa Xaa Xaa
1

-38-

(2) INFORMATION FOR SEQ ID NO:4:

- (i) SEQUENCE CHARACTERISTICS:
 - (A) LENGTH: 4 amino acids
 - (B) TYPE: amino acid
 - (D) TOPOLOGY: linear

(ii) MOLECULE TYPE: peptide

(xi) SEQUENCE DESCRIPTION: SEQ ID NO:4:

Cys Xaa Xaa Xaa
1

(2) INFORMATION FOR SEQ ID NO:5:

- (i) SEQUENCE CHARACTERISTICS:
 - (A) LENGTH: 5 amino acids
 - (B) TYPE: amino acid
 - (D) TOPOLOGY: linear

(ii) MOLECULE TYPE: peptide

(xi) SEQUENCE DESCRIPTION: SEQ ID NO:5:

His Xaa Xaa Trp Ala
1 5

(2) INFORMATION FOR SEQ ID NO:6:

- (i) SEQUENCE CHARACTERISTICS:
 - (A) LENGTH: 5 amino acids
 - (B) TYPE: amino acid
 - (D) TOPOLOGY: linear

(ii) MOLECULE TYPE: peptide

(xi) SEQUENCE DESCRIPTION: SEQ ID NO:6:

His Xaa Xaa Trp Ala
1 5

- 39 -

(2) INFORMATION FOR SEQ ID NO:7:

- (i) SEQUENCE CHARACTERISTICS:
 - (A) LENGTH: 5 amino acids
 - (B) TYPE: amino acid
 - (D) TOPOLOGY: linear

(ii) MOLECULE TYPE: peptide

(xi) SEQUENCE DESCRIPTION: SEQ ID NO:7:

His Xaa Xaa Trp Ala
1 5

(2) INFORMATION FOR SEQ ID NO:8:

- (i) SEQUENCE CHARACTERISTICS:
 - (A) LENGTH: 5 amino acids
 - (B) TYPE: amino acid
 - (D) TOPOLOGY: linear

(ii) MOLECULE TYPE: peptide

(xi) SEQUENCE DESCRIPTION: SEQ ID NO:8:

His Xaa Xaa Trp Ala
1 5

(2) INFORMATION FOR SEQ ID NO:9:

- (i) SEQUENCE CHARACTERISTICS:
 - (A) LENGTH: 5 amino acids
 - (B) TYPE: amino acid
 - (D) TOPOLOGY: linear

(ii) MOLECULE TYPE: peptide

(xi) SEQUENCE DESCRIPTION: SEQ ID NO:9:

His Xaa Xaa Trp Ala
1 5

-40-

(2) INFORMATION FOR SEQ ID NO:10:

- (i) SEQUENCE CHARACTERISTICS:
 - (A) LENGTH: 5 amino acids
 - (B) TYPE: amino acid
 - (D) TOPOLOGY: linear

(ii) MOLECULE TYPE: peptide

(xi) SEQUENCE DESCRIPTION: SEQ ID NO:10:

His Xaa Xaa Trp Ala
1 5

(2) INFORMATION FOR SEQ ID NO:11:

- (i) SEQUENCE CHARACTERISTICS:
 - (A) LENGTH: 5 amino acids
 - (B) TYPE: amino acid
 - (D) TOPOLOGY: linear

(ii) MOLECULE TYPE: peptide

(xi) SEQUENCE DESCRIPTION: SEQ ID NO:11:

His Xaa Xaa Trp Gly
1 5

(2) INFORMATION FOR SEQ ID NO:12:

- (i) SEQUENCE CHARACTERISTICS:
 - (A) LENGTH: 5 amino acids
 - (B) TYPE: amino acid
 - (D) TOPOLOGY: linear

(ii) MOLECULE TYPE: peptide

(xi) SEQUENCE DESCRIPTION: SEQ ID NO:12:

His Xaa Xaa Trp Gly
1 5

-41-

(2) INFORMATION FOR SEQ ID NO:13:

- (i) SEQUENCE CHARACTERISTICS:
 - (A) LENGTH: 5 amino acids
 - (B) TYPE: amino acid
 - (D) TOPOLOGY: linear

(ii) MOLECULE TYPE: peptide

(xi) SEQUENCE DESCRIPTION: SEQ ID NO:13:

His Xaa Xaa Trp Gly
1 5

(2) INFORMATION FOR SEQ ID NO:14:

- (i) SEQUENCE CHARACTERISTICS:
 - (A) LENGTH: 5 amino acids
 - (B) TYPE: amino acid
 - (D) TOPOLOGY: linear

(ii) MOLECULE TYPE: peptide

(xi) SEQUENCE DESCRIPTION: SEQ ID NO:14:

His Xaa Xaa Trp Gly
1 5

(2) INFORMATION FOR SEQ ID NO:15:

- (i) SEQUENCE CHARACTERISTICS:
 - (A) LENGTH: 5 amino acids
 - (B) TYPE: amino acid
 - (D) TOPOLOGY: linear

(ii) MOLECULE TYPE: peptide

(xi) SEQUENCE DESCRIPTION: SEQ ID NO:15:

His Xaa Xaa Trp Gly
1 5

-42-

(2) INFORMATION FOR SEQ ID NO:16:

- (i) SEQUENCE CHARACTERISTICS:
 - (A) LENGTH: 5 amino acids
 - (B) TYPE: amino acid
 - (D) TOPOLOGY: linear

(ii) MOLECULE TYPE: peptide

(xi) SEQUENCE DESCRIPTION: SEQ ID NO:16:

His Xaa Xaa Trp Gly
1 5

(2) INFORMATION FOR SEQ ID NO:17:

- (i) SEQUENCE CHARACTERISTICS:
 - (A) LENGTH: 5 amino acids
 - (B) TYPE: amino acid
 - (D) TOPOLOGY: linear

(ii) MOLECULE TYPE: peptide

(xi) SEQUENCE DESCRIPTION: SEQ ID NO:17:

His Phe Xaa Trp Ala
1 5

(2) INFORMATION FOR SEQ ID NO:18:

- (i) SEQUENCE CHARACTERISTICS:
 - (A) LENGTH: 4 amino acids
 - (B) TYPE: amino acid
 - (D) TOPOLOGY: linear

(ii) MOLECULE TYPE: peptide

(xi) SEQUENCE DESCRIPTION: SEQ ID NO:18:

His Xaa Xaa Trp
1

-43-

(2) INFORMATION FOR SEQ ID NO:19:

(i) SEQUENCE CHARACTERISTICS:
(A) LENGTH: 4 amino acids
(B) TYPE: amino acid
(D) TOPOLOGY: linear

(ii) MOLECULE TYPE: peptide

(xi) SEQUENCE DESCRIPTION: SEQ ID NO:19:

His Xaa Xaa Trp
1

(2) INFORMATION FOR SEQ ID NO:20:

(i) SEQUENCE CHARACTERISTICS:
(A) LENGTH: 4 amino acids
(B) TYPE: amino acid
(D) TOPOLOGY: linear

(ii) MOLECULE TYPE: peptide

(xi) SEQUENCE DESCRIPTION: SEQ ID NO:20:

His Xaa Cys Trp
1

(2) INFORMATION FOR SEQ ID NO:21:

(i) SEQUENCE CHARACTERISTICS:
(A) LENGTH: 4 amino acids
(B) TYPE: amino acid
(D) TOPOLOGY: linear

(ii) MOLECULE TYPE: peptide

(xi) SEQUENCE DESCRIPTION: SEQ ID NO:21:

His Xaa Cys Trp
1

-44-

(2) INFORMATION FOR SEQ ID NO:22:

- (i) SEQUENCE CHARACTERISTICS:
 - (A) LENGTH: 5 amino acids
 - (B) TYPE: amino acid
 - (D) TOPOLOGY: linear

(ii) MOLECULE TYPE: peptide

(xi) SEQUENCE DESCRIPTION: SEQ ID NO:22:

His Xaa Xaa Trp Ala
1 5

(2) INFORMATION FOR SEQ ID NO:23:

- (i) SEQUENCE CHARACTERISTICS:
 - (A) LENGTH: 5 amino acids
 - (B) TYPE: amino acid
 - (D) TOPOLOGY: linear

(ii) MOLECULE TYPE: peptide

(xi) SEQUENCE DESCRIPTION: SEQ ID NO:23:

His Xaa Xaa Trp Ala
1 5

(2) INFORMATION FOR SEQ ID NO:24:

- (i) SEQUENCE CHARACTERISTICS:
 - (A) LENGTH: 5 amino acids
 - (B) TYPE: amino acid
 - (D) TOPOLOGY: linear

(ii) MOLECULE TYPE: peptide

(xi) SEQUENCE DESCRIPTION: SEQ ID NO:24:

His Xaa Xaa Trp Ala
1 5

-45-

(2) INFORMATION FOR SEQ ID NO:25:

(i) SEQUENCE CHARACTERISTICS:
(A) LENGTH: 5 amino acids
(B) TYPE: amino acid
(D) TOPOLOGY: linear

(ii) MOLECULE TYPE: peptide

(xi) SEQUENCE DESCRIPTION: SEQ ID NO:25:

His Xaa Xaa Trp Ala
1 5

(2) INFORMATION FOR SEQ ID NO:26:

(i) SEQUENCE CHARACTERISTICS:
(A) LENGTH: 5 amino acids
(B) TYPE: amino acid
(D) TOPOLOGY: linear

(ii) MOLECULE TYPE: peptide

(xi) SEQUENCE DESCRIPTION: SEQ ID NO:26:

His Xaa Xaa Trp Ala
1 5

(2) INFORMATION FOR SEQ ID NO:27:

(i) SEQUENCE CHARACTERISTICS:
(A) LENGTH: 5 amino acids
(B) TYPE: amino acid
(D) TOPOLOGY: linear

(ii) MOLECULE TYPE: peptide

(xi) SEQUENCE DESCRIPTION: SEQ ID NO:27:

His Xaa Xaa Trp Ala
1 5

-46-

(2) INFORMATION FOR SEQ ID NO:28:

- (i) SEQUENCE CHARACTERISTICS:
 - (A) LENGTH: 5 amino acids
 - (B) TYPE: amino acid
 - (D) TOPOLOGY: linear

(ii) MOLECULE TYPE: peptide

(xi) SEQUENCE DESCRIPTION: SEQ ID NO:28:

His Xaa Xaa Trp Gly
1 5

(2) INFORMATION FOR SEQ ID NO:29:

- (i) SEQUENCE CHARACTERISTICS:
 - (A) LENGTH: 5 amino acids
 - (B) TYPE: amino acid
 - (D) TOPOLOGY: linear

(ii) MOLECULE TYPE: peptide

(xi) SEQUENCE DESCRIPTION: SEQ ID NO:29:

His Xaa Xaa Trp Gly
1 5

(2) INFORMATION FOR SEQ ID NO:30:

- (i) SEQUENCE CHARACTERISTICS:
 - (A) LENGTH: 5 amino acids
 - (B) TYPE: amino acid
 - (D) TOPOLOGY: linear

(ii) MOLECULE TYPE: peptide

(xi) SEQUENCE DESCRIPTION: SEQ ID NO:30:

His Xaa Xaa Trp Gly
1 5

-47-

(2) INFORMATION FOR SEQ ID NO:31:

- (i) SEQUENCE CHARACTERISTICS:
 - (A) LENGTH: 5 amino acids
 - (B) TYPE: amino acid
 - (D) TOPOLOGY: linear

(ii) MOLECULE TYPE: peptide

(xi) SEQUENCE DESCRIPTION: SEQ ID NO:31:

His Xaa Xaa Trp Gly
1 5

(2) INFORMATION FOR SEQ ID NO:32:

- (i) SEQUENCE CHARACTERISTICS:
 - (A) LENGTH: 5 amino acids
 - (B) TYPE: amino acid
 - (D) TOPOLOGY: linear

(ii) MOLECULE TYPE: peptide

(xi) SEQUENCE DESCRIPTION: SEQ ID NO:32:

His Xaa Xaa Trp Gly
1 5

(2) INFORMATION FOR SEQ ID NO:33:

- (i) SEQUENCE CHARACTERISTICS:
 - (A) LENGTH: 5 amino acids
 - (B) TYPE: amino acid
 - (D) TOPOLOGY: linear

(ii) MOLECULE TYPE: peptide

(xi) SEQUENCE DESCRIPTION: SEQ ID NO:33:

His Xaa Xaa Trp Gly
1 5

-48-

(2) INFORMATION FOR SEQ ID NO:34:

- (i) SEQUENCE CHARACTERISTICS:
 - (A) LENGTH: 5 amino acids
 - (B) TYPE: amino acid
 - (D) TOPOLOGY: linear

(ii) MOLECULE TYPE: peptide

(xi) SEQUENCE DESCRIPTION: SEQ ID NO:34:

His Xaa Cys Trp Ala
1 5

(2) INFORMATION FOR SEQ ID NO:35:

- (i) SEQUENCE CHARACTERISTICS:
 - (A) LENGTH: 5 amino acids
 - (B) TYPE: amino acid
 - (D) TOPOLOGY: linear

(ii) MOLECULE TYPE: peptide

(xi) SEQUENCE DESCRIPTION: SEQ ID NO:35:

His Xaa Cys Trp Ala
1 5

(2) INFORMATION FOR SEQ ID NO:36:

- (i) SEQUENCE CHARACTERISTICS:
 - (A) LENGTH: 5 amino acids
 - (B) TYPE: amino acid
 - (D) TOPOLOGY: linear

(ii) MOLECULE TYPE: peptide

(xi) SEQUENCE DESCRIPTION: SEQ ID NO:36:

His Xaa Cys Trp Ala
1 5

-49-

(2) INFORMATION FOR SEQ ID NO:37:

- (i) SEQUENCE CHARACTERISTICS:
 - (A) LENGTH: 5 amino acids
 - (B) TYPE: amino acid
 - (D) TOPOLOGY: linear

(ii) MOLECULE TYPE: peptide

(xi) SEQUENCE DESCRIPTION: SEQ ID NO:37:

His Xaa Cys Trp Ala
1 5

(2) INFORMATION FOR SEQ ID NO:38:

- (i) SEQUENCE CHARACTERISTICS:
 - (A) LENGTH: 5 amino acids
 - (B) TYPE: amino acid
 - (D) TOPOLOGY: linear

(ii) MOLECULE TYPE: peptide

(xi) SEQUENCE DESCRIPTION: SEQ ID NO:38:

His Xaa Cys Trp Ala
1 5

(2) INFORMATION FOR SEQ ID NO:39:

- (i) SEQUENCE CHARACTERISTICS:
 - (A) LENGTH: 5 amino acids
 - (B) TYPE: amino acid
 - (D) TOPOLOGY: linear

(ii) MOLECULE TYPE: peptide

(xi) SEQUENCE DESCRIPTION: SEQ ID NO:39:

His Xaa Cys Trp Ala
1 5

-50-

(2) INFORMATION FOR SEQ ID NO:40:

- (i) SEQUENCE CHARACTERISTICS:
 - (A) LENGTH: 5 amino acids
 - (B) TYPE: amino acid
 - (D) TOPOLOGY: linear

(ii) MOLECULE TYPE: peptide

(xi) SEQUENCE DESCRIPTION: SEQ ID NO:40:

His Xaa Cys Trp Gly
1 5

(2) INFORMATION FOR SEQ ID NO:41:

- (i) SEQUENCE CHARACTERISTICS:
 - (A) LENGTH: 5 amino acids
 - (B) TYPE: amino acid
 - (D) TOPOLOGY: linear

(ii) MOLECULE TYPE: peptide

(xi) SEQUENCE DESCRIPTION: SEQ ID NO:41:

His Xaa Cys Trp Gly
1 5

(2) INFORMATION FOR SEQ ID NO:42:

- (i) SEQUENCE CHARACTERISTICS:
 - (A) LENGTH: 5 amino acids
 - (B) TYPE: amino acid
 - (D) TOPOLOGY: linear

(ii) MOLECULE TYPE: peptide

(xi) SEQUENCE DESCRIPTION: SEQ ID NO:42:

His Xaa Cys Trp Gly
1 5

-51-

(2) INFORMATION FOR SEQ ID NO:43:

- (i) SEQUENCE CHARACTERISTICS:
 - (A) LENGTH: 5 amino acids
 - (B) TYPE: amino acid
 - (D) TOPOLOGY: linear

(ii) MOLECULE TYPE: peptide

(xi) SEQUENCE DESCRIPTION: SEQ ID NO:43:

His	Xaa	Cys	Trp	Gly
1				5

(2) INFORMATION FOR SEQ ID NO:44:

- (i) SEQUENCE CHARACTERISTICS:
 - (A) LENGTH: 5 amino acids
 - (B) TYPE: amino acid
 - (D) TOPOLOGY: linear

(ii) MOLECULE TYPE: peptide

(xi) SEQUENCE DESCRIPTION: SEQ ID NO:44:

His	Xaa	Cys	Trp	Gly
1				5

(2) INFORMATION FOR SEQ ID NO:45:

- (i) SEQUENCE CHARACTERISTICS:
 - (A) LENGTH: 5 amino acids
 - (B) TYPE: amino acid
 - (D) TOPOLOGY: linear

(ii) MOLECULE TYPE: peptide

(xi) SEQUENCE DESCRIPTION: SEQ ID NO:45:

His	Xaa	Cys	Trp	Gly
1				5

-52-

(2) INFORMATION FOR SEQ ID NO:46:

- (i) SEQUENCE CHARACTERISTICS:
 - (A) LENGTH: 5 amino acids
 - (B) TYPE: amino acid
 - (D) TOPOLOGY: linear

(ii) MOLECULE TYPE: peptide

(xi) SEQUENCE DESCRIPTION: SEQ ID NO:46:

His Xaa Cys Trp Ala
1 5

(2) INFORMATION FOR SEQ ID NO:47:

- (i) SEQUENCE CHARACTERISTICS:
 - (A) LENGTH: 5 amino acids
 - (B) TYPE: amino acid
 - (D) TOPOLOGY: linear

(ii) MOLECULE TYPE: peptide

(xi) SEQUENCE DESCRIPTION: SEQ ID NO:47:

His Xaa Cys Trp Ala
1 5

(2) INFORMATION FOR SEQ ID NO:48:

- (i) SEQUENCE CHARACTERISTICS:
 - (A) LENGTH: 5 amino acids
 - (B) TYPE: amino acid
 - (D) TOPOLOGY: linear

(ii) MOLECULE TYPE: peptide

(xi) SEQUENCE DESCRIPTION: SEQ ID NO:48:

His Xaa Cys Trp Ala
1 5

- 53 -

(2) INFORMATION FOR SEQ ID NO:49:

- (i) SEQUENCE CHARACTERISTICS:
 - (A) LENGTH: 5 amino acids
 - (B) TYPE: amino acid
 - (D) TOPOLOGY: linear

(ii) MOLECULE TYPE: peptide

(xi) SEQUENCE DESCRIPTION: SEQ ID NO:49:

His Xaa Cys Trp Ala
1 5

(2) INFORMATION FOR SEQ ID NO:50:

- (i) SEQUENCE CHARACTERISTICS:
 - (A) LENGTH: 5 amino acids
 - (B) TYPE: amino acid
 - (D) TOPOLOGY: linear

(ii) MOLECULE TYPE: peptide

(xi) SEQUENCE DESCRIPTION: SEQ ID NO:50:

His Xaa Cys Trp Ala
1 5

(2) INFORMATION FOR SEQ ID NO:51:

- (i) SEQUENCE CHARACTERISTICS:
 - (A) LENGTH: 5 amino acids
 - (B) TYPE: amino acid
 - (D) TOPOLOGY: linear

(ii) MOLECULE TYPE: peptide

(xi) SEQUENCE DESCRIPTION: SEQ ID NO:51:

His Xaa Cys Trp Ala
1 5

- 54 -

(2) INFORMATION FOR SEQ ID NO:52:

- (i) SEQUENCE CHARACTERISTICS:
 - (A) LENGTH: 5 amino acids
 - (B) TYPE: amino acid
 - (D) TOPOLOGY: linear

(ii) MOLECULE TYPE: peptide

(xi) SEQUENCE DESCRIPTION: SEQ ID NO:52:

His Xaa Cys Trp Gly
1 5

(2) INFORMATION FOR SEQ ID NO:53:

- (i) SEQUENCE CHARACTERISTICS:
 - (A) LENGTH: 5 amino acids
 - (B) TYPE: amino acid
 - (D) TOPOLOGY: linear

(ii) MOLECULE TYPE: peptide

(xi) SEQUENCE DESCRIPTION: SEQ ID NO:53:

His Xaa Cys Trp Gly
1 5

(2) INFORMATION FOR SEQ ID NO:54:

- (i) SEQUENCE CHARACTERISTICS:
 - (A) LENGTH: 5 amino acids
 - (B) TYPE: amino acid
 - (D) TOPOLOGY: linear

(ii) MOLECULE TYPE: peptide

(xi) SEQUENCE DESCRIPTION: SEQ ID NO:54:

His Xaa Cys Trp Gly
1 5

- 55 -

(2) INFORMATION FOR SEQ ID NO:55:

- (i) SEQUENCE CHARACTERISTICS:
 - (A) LENGTH: 5 amino acids
 - (B) TYPE: amino acid
 - (D) TOPOLOGY: linear

(ii) MOLECULE TYPE: peptide

(xi) SEQUENCE DESCRIPTION: SEQ ID NO:55:

His Xaa Cys Trp Gly
1 5

(2) INFORMATION FOR SEQ ID NO:56:

- (i) SEQUENCE CHARACTERISTICS:
 - (A) LENGTH: 5 amino acids
 - (B) TYPE: amino acid
 - (D) TOPOLOGY: linear

(ii) MOLECULE TYPE: peptide

(xi) SEQUENCE DESCRIPTION: SEQ ID NO:56:

His Xaa Cys Trp Gly
1 5

(2) INFORMATION FOR SEQ ID NO:57:

- (i) SEQUENCE CHARACTERISTICS:
 - (A) LENGTH: 5 amino acids
 - (B) TYPE: amino acid
 - (D) TOPOLOGY: linear

(ii) MOLECULE TYPE: peptide

(xi) SEQUENCE DESCRIPTION: SEQ ID NO:57:

His Xaa Cys Trp Gly
1 5

-56-

(2) INFORMATION FOR SEQ ID NO:58:

- (i) SEQUENCE CHARACTERISTICS:
 - (A) LENGTH: 4 amino acids
 - (B) TYPE: amino acid
 - (D) TOPOLOGY: linear

(ii) MOLECULE TYPE: peptide

(xi) SEQUENCE DESCRIPTION: SEQ ID NO:58:

His Xaa Xaa Trp
1

(2) INFORMATION FOR SEQ ID NO:59:

- (i) SEQUENCE CHARACTERISTICS:
 - (A) LENGTH: 6 amino acids
 - (B) TYPE: amino acid
 - (D) TOPOLOGY: linear

(ii) MOLECULE TYPE: peptide

(xi) SEQUENCE DESCRIPTION: SEQ ID NO:59:

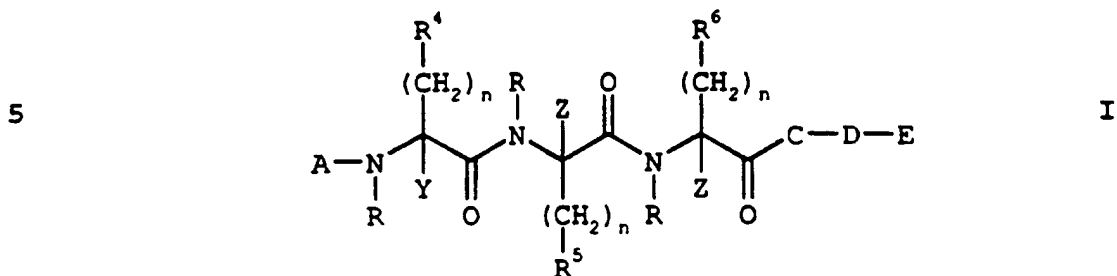
Tyr Lys Cys Val Ile Met
1 5

-57-

What is claimed is:

CLAIMS

1. A compound of the Formula I:



wherein

10

 $n = 1$ or 2 ;

A = $-\text{COR}^2$, $-\text{CO}_2\text{R}^2$, $-\text{CONHR}^2$, $-\text{CSR}^2$, $-\text{C(S)R}^2$,
 $-\text{C(S)NHR}^2$, or H;

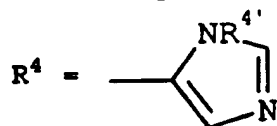
wherein R^2 is alkyl, $-(\text{CH}_2)_m$ -cycloalkyl,
 $-(\text{CH}_2)_m$ -aryl, $-(\text{CH}_2)_m$ -heteroaryl, and $m = 0, 1, 2,$
 15 or 3;

R = independently H or Me;

Y = independently H or Me;

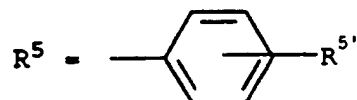
Z = independently H or Me;

20

wherein $\text{R}^{4'}$ = H or Me;

$-\text{SR}^{4''}$, wherein $\text{R}^{4''}$ = H, alkyl, trityl, or
 heteroaryl;

25

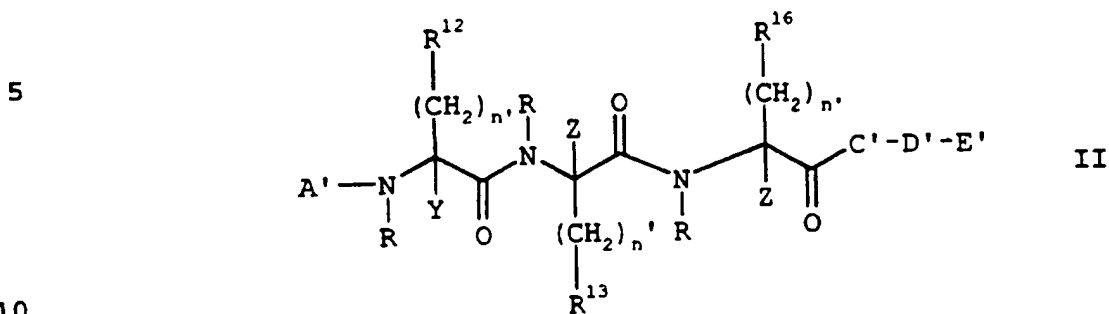


wherein $\text{R}^{5'}$ = H, -OH, -O-alkyl, alkyl, -CO-aryl,
 $-(\text{CH}_2)_m$ -aryl, $-\text{O}(\text{CH}_2)_m$ -cycloalkyl, $-\text{O}(\text{CH}_2)_m$ -aryl,
 30 $-\text{O}(\text{CH}_2)_m$ -heteroaryl, $-\text{OPO}_3\text{R}^{5''2}$, $-\text{CH}_2\text{PO}_3\text{R}^{5''2}$,
 $-\text{CF}_2\text{PO}_3\text{R}^{5''2}$, or $-\text{CFHPO}_3\text{R}^{5''2}$, wherein $\text{R}^{5'}$ is
 located at either the ortho, meta, or para

-58-

position and $R^{5''}$ = H, alkyl, alkylaryl, or
 cyclohexyl, and m is as described above;
 35 -COOR⁷, wherein R⁷ = H, Me, t-butyl, or benzyl;
 -SR⁸, wherein R⁸ = H or trityl;
 R⁶ = -OR^{6'}, wherein R^{6'} = H, benzyl, -PO₃R^{5''}₂,
 wherein R^{5''} is as described above;
 -CH₂-R⁹, wherein R⁹ = -PO₃R^{5''}₂, wherein R^{5''}
 40 is as described above;
 -SR^{6''}, wherein R^{6''} = H, benzyl, or trityl;
 C = Gly, Ala, Val, Leu, Ile, Phe, Tyr, Tyr(OMe),
 Pgl, homoPhe, Trp, Trp(Me), or Trp(CHO);
 D = Gly, Ala, or absent;
 45 E = -COOH, -CONH₂, -CONHNH₂, -CONHR¹⁰, or -CO₂R¹⁰,
 wherein R¹⁰ = H, alkyl, -(CH₂)_m-cycloalkyl,
 -(CH₂)_m-aryl, or -(CH₂)_m-heteroaryl, and m is as
 described above; an isomer or a pharmaceutically
 acceptable salt thereof.

2. A compound according to Claim 1 which is a
 compound of Formula II:

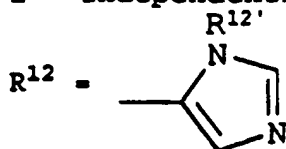


wherein
 $n' = 1$ or 2 ;
 A' = -COR^{2'}, -CO₂R^{2'}, or -CONHR^{2'},
 15 wherein R^{2'} = alkyl, -(CH₂)_m-aryl, -(CH₂)_m-
 heteroaryl, and m = 0, 1, or 2;
 R = independently H or Me;
 Y = independently H or Me;

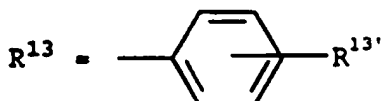
- 59 -

Z = independently H or Me;

20

wherein $R^{12'} = \text{H}$ or Me;-SR^{12''}, wherein $R^{12''} = \text{H}$ or alkyl;

25



wherein $R^{13'} = \text{H}$, -OH, -O-alkyl, alkyl, -CO-aryl, benzyl, -O-benzyl, wherein $R^{13'}$ is located at either the ortho, meta, or para position;

30

-OPO₃R¹⁴₂, -CH₂PO₃R¹⁴₂, or -CF₂PO₃R¹⁴₂, wherein $R^{14} = \text{H}$ or alkyl;

-COOR¹⁵, wherein $R^{15} = \text{H}$, Me, t-butyl, or benzyl;

$R^{16} = \text{-OR}^{16'}$, wherein $R^{16'} = \text{H}$, benzyl, -PO₃R¹⁴₂,

35

wherein R^{14} is as described above;

-CH₂-R^{16''}, wherein $R^{16''} = \text{-PO}_3\text{R}^{14}_2$,

wherein R^{14} is as described above;

-SR^{16'''}, wherein $R^{16'''} = \text{H}$ or benzyl;

C' = Ala, Trp, Trp(Me), or Trp(CHO);

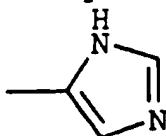
40

D' = Gly, Ala, absent;

E' = -COOMe, -CONH₂, -CONHNH₂, -COOH, or -CONH-alkyl; an isomer or a pharmaceutically acceptable salt thereof.

3. A compound according to Claim 1 wherein A is Cbz, BnNHCO, R is H and n is 1 or 2.

4. A compound according to Claim 1 wherein R⁴ is



, -SH and Y is H.

-60-

5. A compound according to Claim 1 wherein R⁵ is



- 5 wherein R^{5'} = H, -OH, -OBn, -OPO₃H₂, -CH₂PO₃H₂,
-CH₂PO₃Et₂, -CF₂PO₃H₂, or wherein R⁵ = -COOH, and Z
is H.

6. A compound according to Claim 1 wherein R⁶ is
-OBn, -OH, -SH, or -OPO₃H₂.
7. A compound according to Claim 1 wherein C is Trp
or Ala.
8. A compound according to Claim 1 wherein D is Gly,
Ala, or absent.
9. A compound according to Claim 1 wherein E is
-COOH, -CONH₂, -COOMe, -CONHEt, -CONHNH₂, or
-CONHMe.
10. A compound according to Claim 1 which is
Cbz-His-Tyr(OBn)-Ser(OBn)-Trp-D-Ala-CONH₂;
Cbz-Cys-Tyr(OBn)-Ser(OBn)-Trp-DAla-CONH₂;
Cbz-His-Tyr(OPO₃H₂)-Ser(OBn)-Trp-DAla-CONH₂;
5 Cbz-His-p(CH₂PO₃H₂)Phe-Ser(OBn)-Trp-DAla-
CONH₂;
Cbz-His-p(CH₂PO₃Et₂)Phe-Ser(OBn)-Trp-DAla-
CONH₂;
Cbz-His-p(CF₂PO₃H₂)Phe-Ser(OBn)-Trp-DAla-
10 CONH₂;
Cbz-His-Glu-Ser(OBn)-Trp-DAla-CONH₂;
Cbz-His-Asp-Ser(OBn)-Trp-DAla-CONH₂;
Cbz-His-Tyr(OBn)-Ser(OPO₃H₂)-Trp-DAla-CONH₂;
Cbz-His-Tyr(OPO₃H₂)-Cys-Trp-DAla-CONH₂; and
15 Cbz-His-Tyr(OPO₃H₂)-Ser(OBn)-Trp-CONH₂.

- 61 -

11. A compound according to Claim 1 selected from the group consisting of:
- Cbz-His-Tyr(OBn)-Ser(OBn)-Trp-D-Ala-CONHMe;
 - Cbz-His-Tyr(OBn)-Ser(OBn)-Trp-D-Ala-CONH₂Et;
 - 5 Cbz-His-Tyr(OBn)-Ser(OBn)-Trp-D-Ala-CONHNH₂;
 - Cbz-His-Tyr(OBn)-Ser(OBn)-Trp-D-Ala-CO₂Me;
 - Cbz-His-Tyr(OBn)-Ser(OBn)-Trp-D-Ala;
 - Cbz-His-Tyr(OBn)-Ser(OBn)-Trp-Ala-CONH₂;
 - Cbz-His-Tyr(OBn)-Ser(OBn)-Trp-Ala-CONHMe;
 - 10 Cbz-His-Tyr(OBn)-Ser(OBn)-Trp-Ala-CONH₂Et;
 - Cbz-His-Tyr(OBn)-Ser(OBn)-Trp-Ala-CONHNH₂;
 - Cbz-His-Tyr(OBn)-Ser(OBn)-Trp-Ala-CO₂Me;
 - Cbz-His-Tyr(OBn)-Ser(OBn)-Trp-Ala;
 - 15 Cbz-His-Tyr(OBn)-Ser(OBn)-Trp-Gly-CONH₂;
 - Cbz-His-Tyr(OBn)-Ser(OBn)-Trp-Gly-CONHMe;
 - Cbz-His-Tyr(OBn)-Ser(OBn)-Trp-Gly-CONH₂Et;
 - Cbz-His-Tyr(OBn)-Ser(OBn)-Trp-Gly-CONHNH₂;
 - Cbz-His-Tyr(OBn)-Ser(OBn)-Trp-Gly-CO₂Me; and
 - Cbz-His-Tyr(OBn)-Ser(OBn)-Trp-Gly.
12. A compound according to Claim 1 selected from the group consisting of:
- Cbz-His-Tyr-Ser(OBn)-Trp-D-Ala-CONH₂;
 - Cbz-His-Tyr(OBn)-Ser-Trp-D-Ala-CONH₂;
 - 5 Cbz-His-Phe-Ser(OBn)-Trp-D-Ala-CONH₂;
 - Cbz-His-Phe-Ser(OBn)-Trp-Ala-CONH₂;
 - Cbz-His-Tyr(OBn)-Ser(OBn)-Ala-D-Ala-CONH₂;
 - Cbz-D-His-Tyr(OBn)-Ser(OBn)-Trp-D-Ala-CONH₂;
- and
- 10 Cbz-His-D-Tyr(OBn)-Ser(OBn)-Trp-D-Ala-CONH₂.
13. A compound according to Claim 1 selected from the group consisting of:
- Cbz-His-Tyr(OBn)-Ser(OBn)-Trp-CO₂Me;
 - Cbz-His-Tyr(OBn)-Ser(OBn)-Trp-CONH₂;
 - 5 Cbz-His-Tyr(OBn)-Ser(OBn)-D-Ala-CO₂Me;

- 62 -

Cbz-His-Tyr(OBn)-Ser(OBn)-D-Ala;
 Cbz-D-His-Tyr(OBn)-Ser(OBn)-Trp-CO₂Me;
 Cbz-His-D-Tyr(OBn)-Ser(OBn)-Trp-CO₂Me;
 Cbz-His-Tyr(OBn)-Cys-Trp-CONH₂; and
 BnNHCO-His-Tyr(OBn)-Cys-Trp-CONH₂.

10

14. A compound according to Claim 1 selected from the group consisting of:

BnNHCO-His-Tyr(OBn)-Ser(OBn)-Trp-D-Ala-CONH₂;
 BnNHCO-His-Tyr(OBn)-Ser(OBn)-Trp-D-Ala-

5

CONHMe;

BnNHCO-His-Tyr(OBn)-Ser(OBn)-Trp-D-Ala-

CONH₂Et;

BnNHCO-His-Tyr(OBn)-Ser(OBn)-Trp-D-Ala-

CONHNH₂;

10

BnNHCO-His-Tyr(OBn)-Ser(OBn)-Trp-D-Ala-CO₂Me;

BnNHCO-His-Tyr(OBn)-Ser(OBn)-Trp-D-Ala;

BnNHCO-His-Tyr(OBn)-Ser(OBn)-Trp-Ala-CONH₂;

BnNHCO-His-Tyr(OBn)-Ser(OBn)-Trp-Ala-CONHMe;

BnNHCO-His-Tyr(OBn)-Ser(OBn)-Trp-Ala-CONH₂Et;

15

BnNHCO-His-Tyr(OBn)-Ser(OBn)-Trp-Ala-CONHNH₂;

BnNHCO-His-Tyr(OBn)-Ser(OBn)-Trp-Ala-CO₂Me;

BnNHCO-His-Tyr(OBn)-Ser(OBn)-Trp-Ala;

BnNHCO-His-Tyr(OBn)-Ser(OBn)-Trp-Gly-CONH₂;

BnNHCO-His-Tyr(OBn)-Ser(OBn)-Trp-Gly-CONHMe;

20

BnNHCO-His-Tyr(OBn)-Ser(OBn)-Trp-Gly-CONH₂Et;

BnNHCO-His-Tyr(OBn)-Ser(OBn)-Trp-Gly-CONHNH₂;

BnNHCO-His-Tyr(OBn)-Ser(OBn)-Trp-Gly-CO₂Me;

and

BnNHCO-His-Tyr(OBn)-Ser(OBn)-Trp-Gly.

15. A compound according to claim 1 selected from the group consisting of:

Cbz-His-Tyr(OBn)-Cys-Trp-D-Ala-CONH₂;

Cbz-His-Tyr(OBn)-Cys-Trp-D-Ala-CONHMe;

5

Cbz-His-Tyr(OBn)-Cys-Trp-D-Ala-CONH₂Et;

- 63 -

Cbz-His-Tyr(OBn)-Cys-Trp-D-Ala-CONHNH₂;
 Cbz-His-Tyr(OBn)-Cys-Trp-D-Ala-CO₂Me;
 Cbz-His-Tyr(OBn)-Cys-Trp-D-Ala;
 Cbz-His-Tyr(OBn)-Cys-Trp-Ala-CONH₂;
 10 Cbz-His-Tyr(OBn)-Cys-Trp-Ala-CONHMe;
 Cbz-His-Tyr(OBn)-Cys-Trp-Ala-CONHET;
 Cbz-His-Tyr(OBn)-Cys-Trp-Ala-CONHNH₂;
 Cbz-His-Tyr(OBn)-Cys-Trp-Ala-CO₂Me;
 Cbz-His-Tyr(OBn)-Cys-Trp-Ala;
 15 Cbz-His-Tyr(OBn)-Cys-Trp-Gly-CONH₂;
 Cbz-His-Tyr(OBn)-Cys-Trp-Gly-CONHMe;
 Cbz-His-Tyr(OBn)-Cys-Trp-Gly-CONHET;
 Cbz-His-Tyr(OBn)-Cys-Trp-Gly-CONHNH₂;
 Cbz-His-Tyr(OBn)-Cys-Trp-Gly-CO₂Me; and
 20 Cbz-His-Tyr(OBn)-Cys-Trp-Gly.

16. A compound according to Claim 1 selected from the group consisting of:

BnNHCO-His-Tyr(OBn)-Cys-Trp-D-Ala-CONH₂;
 BnNHCO-His-Tyr(OBn)-Cys-Trp-D-Ala-CONHMe;
 5 BnNHCO-His-Tyr(OBn)-Cys-Trp-D-Ala-CONHET;
 BnNHCO-His-Tyr(OBn)-Cys-Trp-D-Ala-CONHNH₂;
 BnNHCO-His-Tyr(OBn)-Cys-Trp-D-Ala-CO₂Me;
 BnNHCO-His-Tyr(OBn)-Cys-Trp-D-Ala;
 BnNHCO-His-Tyr(OBn)-Cys-Trp-Ala-CONH₂;
 10 BnNHCO-His-Tyr(OBn)-Cys-Trp-Ala-CONHMe;
 BnNHCO-His-Tyr(OBn)-Cys-Trp-Ala-CONHET;
 BnNHCO-His-Tyr(OBn)-Cys-Trp-Ala-CONHNH₂;
 BnNHCO-His-Tyr(OBn)-Cys-Trp-Ala-CO₂Me;
 BnNHCO-His-Tyr(OBn)-Cys-Trp-Ala;
 15 BnNHCO-His-Tyr(OBn)-Cys-Trp-Gly-CONH₂;
 BnNHCO-His-Tyr(OBn)-Cys-Trp-Gly-CONHMe;
 BnNHCO-His-Tyr(OBn)-Cys-Trp-Gly-CONHET;
 BnNHCO-His-Tyr(OBn)-Cys-Trp-Gly-CONHNH₂;
 BnNHCO-His-Tyr(OBn)-Cys-Trp-Gly-CO₂Me; and
 20 BnNHCO-His-Tyr(OBn)-Cys-Trp-Gly.

-64-

17. A method of treating tissue proliferative diseases comprising administering to a mammal suffering therefrom a therapeutically effective amount of a compound according to Claim 1 in unit dosage form.
18. A pharmaceutical composition comprising a therapeutically effective amount of a compound according to Claim 1 in admixture with a pharmaceutically acceptable excipient, diluent, or carrier.
5
19. A method of treating cancer comprising administering to a mammal suffering therefrom a therapeutically effective amount of a compound according to Claim 1 in unit dosage form.
20. A pharmaceutical composition comprising a therapeutically effective amount of a compound according to Claim 2 in admixture with a pharmaceutically acceptable excipient, diluent, or carrier.
5
21. A method of treating restenosis comprising administering to a mammal suffering therefrom a therapeutically effective amount of a compound according to Claim 1 in unit dosage form.
22. A pharmaceutical composition comprising a therapeutically effective amount of a compound according to Claim 10 in admixture with a pharmaceutically acceptable excipient, diluent, or carrier.
5
23. A process for the preparation of compounds of Formula I according to Claim 1, or a pharmaceutically acceptable salt thereof,

- 65 -

5 comprising the steps of employing solid phase
support technology and sequentially coupling
peptide building blocks by utilizing a solid phase
peptide synthesizer, cleaving coupled building
blocks from the solid phase support and optionally
10 modifying the C-terminal of the coupled building
blocks in solution phase to afford a compound of
Formula I or a pharmaceutically acceptable salt
thereof.

24. A process for the preparation of compounds of
Formula I according to Claim 1, or a
pharmaceutically acceptable salt thereof,
5 comprising the steps of employing solution phase
technology and sequentially coupling peptide
building blocks to afford a compound of Formula I
or a pharmaceutically acceptable salt thereof.

INTERNATIONAL SEARCH REPORT

International Application No
PCT/US 95/14010

A. CLASSIFICATION OF SUBJECT MATTER
IPC 6 C07K5/117 C07K5/103 C07K7/06 C07K14/82 A61K38/04

According to International Patent Classification (IPC) or to both national classification and IPC

B. FIELDS SEARCHED

Minimum documentation searched (classification system followed by classification symbols)

IPC 6 C07K A61K

Documentation searched other than minimum documentation to the extent that such documents are included in the fields searched

Electronic data base consulted during the international search (name of data base and, where practical, search terms used)

C. DOCUMENTS CONSIDERED TO BE RELEVANT

Category *	Citation of document, with indication, where appropriate, of the relevant passages	Relevant to claim No.
P,X	WO,A,95 11917 (PARKE DAVIS & CO) 4 May 1995 see the whole document ---	1-24
O,X	PROC.AM.ASS.CANCER RES., vol. 35(0), March 1994 page 593 SEBOLT-LEOPOLD ET AL 'inhibition of ras farnesyltransferase...' see the whole document ---	1-24
X	CELL, vol. 59, 17 November 1989 pages 603-614, W.M.KAST ET AL 'Eradication of adenovirus el-induced tumors by elα-specific cytotoxic t lymphocytes' see table 3 ---	1,4-6,8, 9,22,24
	-/--	

Further documents are listed in the continuation of box C.

Patent family members are listed in annex.

* Special categories of cited documents :

- *A* document defining the general state of the art which is not considered to be of particular relevance
- *E* earlier document but published on or after the international filing date
- *L* document which may throw doubts on priority claim(s) or which is cited to establish the publication date of another citation or other special reason (as specified)
- *O* document referring to an oral disclosure, use, exhibition or other means
- *P* document published prior to the international filing date but later than the priority date claimed

- *T* later document published after the international filing date or priority date and not in conflict with the application but cited to understand the principle or theory underlying the invention
- *X* document of particular relevance; the claimed invention cannot be considered novel or cannot be considered to involve an inventive step when the document is taken alone
- *Y* document of particular relevance; the claimed invention cannot be considered to involve an inventive step when the document is combined with one or more other such documents, such combination being obvious to a person skilled in the art.
- *&* document member of the same patent family

Date of the actual completion of the international search

12 March 1996

Date of mailing of the international search report

22.03.96

Name and mailing address of the ISA

European Patent Office, P.B. 5818 Patentlaan 2
NL - 2280 HV Rijswijk
Tel. (+ 31-70) 340-2040, Tx. 31 651 epo nl,
Fax: (+ 31-70) 340-3016

Authorized officer

Groenendijk, M

INTERNATIONAL SEARCH REPORT

International Application No
PCT/US 95/14010

C(Continuation) DOCUMENTS CONSIDERED TO BE RELEVANT		
Category *	Citation of document, with indication, where appropriate, of the relevant passages	Relevant to claim No.
A	EP,A,0 528 486 (MERCK & CO INC) 24 February 1993 see the whole document -----	1-24

1

INTERNATIONAL SEARCH REPORT

International application No.

PCT/US 95/14010

Box I Observations where certain claims were found unsearchable (Continuation of item 1 of first sheet)

This international search report has not been established in respect of certain claims under Article 17(2)(a) for the following reasons:

1. Claims Nos.: 17, 19, 21
because they relate to subject matter not required to be searched by this Authority, namely:
Remark: Although claims 17, 19, 21 are directed to a method of treatment of the human/animal body, the search has been carried out and based on the alleged effects of the compound/composition.
2. Claims Nos.:
because they relate to parts of the international application that do not comply with the prescribed requirements to such an extent that no meaningful international search can be carried out, specifically:
3. Claims Nos.:
because they are dependent claims and are not drafted in accordance with the second and third sentences of Rule 6.4(a).

Box II Observations where unity of invention is lacking (Continuation of item 2 of first sheet)

This International Searching Authority found multiple inventions in this international application, as follows:

1. As all required additional search fees were timely paid by the applicant, this international search report covers all searchable claims.
2. As all searchable claims could be searched without effort justifying an additional fee, this Authority did not invite payment of any additional fee.
3. As only some of the required additional search fees were timely paid by the applicant, this international search report covers only those claims for which fees were paid, specifically claims Nos.:
4. No required additional search fees were timely paid by the applicant. Consequently, this international search report is restricted to the invention first mentioned in the claims; it is covered by claims Nos.:

Remark on Protest

- The additional search fees were accompanied by the applicant's protest.
- No protest accompanied the payment of additional search fees.

INTERNATIONAL SEARCH REPORT

Information on patent family members

International Application No

PCT/US 95/14010

Patent document cited in search report	Publication date	Patent family member(s)	Publication date
WO-A-9511917	04-05-95	AU-B- 8051394	22-05-95
EP-A-0528486	24-02-93	CA-A- 2075678	17-02-93
		JP-A- 5239092	17-09-93

This Page Blank (uspto)